



Volume Licensing Guide



Table of contents

Chapter 1: Introduction to Microsoft Volume Licensing	1
How to use this guide	1
Keys to understanding Microsoft Volume Licensing	1
Programs for your organization type and size.....	2
Programs for public sector and other organizations	3
Microsoft Payment Solutions	4
Chapter 2: Choosing a volume licensing program for your commercial organization.....	5
Microsoft Open Programs	5
Microsoft Open program family: Three options.....	6
Microsoft Enterprise Agreement.....	8
Microsoft Products and Services Agreement	15
Microsoft Select Plus agreement.....	16
Comparing Volume Licensing programs	19
Taking the next step	20
Chapter 3: Choosing a Volume Licensing program for your government organization.....	21
Worldwide government licensing	21
United States government licensing	21
Home Use Program for government employees.....	22
Choosing the right option.....	22
Comparing Volume Licensing programs for government.....	24
Taking the next step	25
More resources	25
Chapter 4: Choosing a Volume Licensing program for a nonprofit organization	26
Transactional licensing	26
How to acquire nonprofit discounts	27
More resources	27
Chapter 5: Choosing a Volume Licensing program for your school or university	28
Transactional licensing	28
Subscription licensing.....	29
How to acquire academic discounts.....	30
Work at Home	30

MSDN Academic Alliance membership	30
Student licensing	31
Taking the next step	31
Chapter 6: Microsoft Volume Licensing programs for software and service partners	32
ISV Royalty Licensing Program.....	32
Resources	35
Chapter 7: Using products licensed through a Microsoft Volume Licensing program	35
Product licensing models.....	35
Resources and tools.....	45
Managing your licenses	45
Chapter 8: Microsoft Software Assurance for Volume Licensing	48
Software Assurance benefit eligibility.....	48
Available benefits	49
Acquiring Software Assurance.....	50
Microsoft Open Programs and Software Assurance	50
Microsoft Select Plus and Software Assurance	50
Microsoft Products and Services Agreement and Software Assurance	51
Microsoft Enterprise Agreement and Software Assurance	51
Taking the next step	51

Microsoft Volume Licensing Guide

Chapter 1: Introduction to Microsoft Volume Licensing

Acquiring software licenses through Microsoft Volume Licensing is different than acquiring retail boxed software licenses. A retail software license is usually sold in a box and contains media (CD-ROM, or DVD format), a user's guide, access to product support, and Microsoft Software License Terms. The Software License Terms dictate how you can and cannot use the software.

Software acquired through Microsoft Volume Licensing is a software license only that gives you the right to run a Microsoft software product. You can save above retail boxed software prices when you participate in a Microsoft Volume Licensing program. By acquiring software licenses through Volume Licensing, you pay for only the software license and not for additional materials. With some Microsoft Volume Licensing agreements, you can also purchase Microsoft Software Assurance for Volume Licensing. This single, cost-effective program can help boost organizational productivity with support available 24 hours a day, seven days a week (24x7); deployment planning services; user and technical training; and the latest Microsoft software releases and unique technologies.

When you acquire software through a Microsoft Volume Licensing agreement, you can choose to acquire media (or supplemental media), documentation, and product support separately by download or physical media as needed.

How to use this guide

This guide is an overview of the key features of Microsoft Volume Licensing programs. The information is presented by organizational type and size—two of the most important keys to determining your best Volume Licensing option.

The key chapters by organizational type are the following:

- ▶ Commercial business organization
- ▶ Government organization
- ▶ Nonprofit organization
- ▶ Academic organization
- ▶ Software and service partners

Each chapter also contains information about the additional benefits and resources that are available with each agreement, such as software asset tracking tools, maintenance programs, and online management services. At the end of each chapter are a quick feature comparison chart and an online selection tool.

In addition, separate chapters provide overviews of the following two key areas that apply to most Volume Licensing agreements in varying ways and are worthy of a more in-depth understanding:

- ▶ Product Terms (successor document to Product List and Product Use Rights [PUR]), which provide information about product availability across Volume Licensing programs and conditions on license acquisition in addition to product-specific terms and conditions that govern how Microsoft products can be used in the Volume Licensing programs
- ▶ Software Assurance, which helps you boost productivity across your organization by providing new product versions, deployment planning, support, training, and unique technologies in one cost-effective program

Keys to understanding Microsoft Volume Licensing

The following are a few key organizational characteristics to consider that will help you understand Microsoft Volume Licensing policies and agreements and help you choose the best option for your organization:

- ▶ The size and type of your organization
- ▶ The products that you want to license

Microsoft Volume Licensing Guide

- ▶ The way in which you want to use those products

Programs for your organization type and size

At the most elementary level, Microsoft Volume Licensing agreement models address organizations in the following two main categories:

- ▶ Organizations with 250 or more users or devices
- ▶ Organizations with more than 5 but fewer than 250 users or devices

For organizations with 250 or more users or devices, Microsoft offers the following options:

- ▶ **Microsoft Enterprise Agreement (EA)*** offers the best value to large organizations that want a manageable volume licensing program that gives them the flexibility to buy cloud services and software licenses under one agreement in response to the changing technology landscape. The Enterprise Agreement offers a subscription option, which lowers initial licensing costs because you subscribe to the rights to use Microsoft products and services instead of owning them. The subscription option lets you increase or decrease subscription counts annually. With the subscription option you can access Microsoft software for as long as you maintain your subscription.

*New minimum requirement of 500 users/devices for new commercial customers will go into effect on July 1, 2016.

- ▶ **Microsoft Products and Services Agreement (MPSA)** is recommended for midsize and large commercial organizations that require 250 or more licenses for online services, software, and Software Assurance (optional) and that do not want an Enterprise Agreement, or for organizations that are looking to make as-needed purchases.
- ▶ **Microsoft Select Plus** is for midsize and large organizations with 250 or more users or devices with multiple affiliates that want to license software and services at any business unit level while still getting the price saving advantages of being a single organization.

Select Plus is being retired, effective July 1, 2016, in markets where the MPSA is available, Microsoft will stop accepting new orders and Software Assurance renewals through existing commercial Select Plus agreements at your next agreement anniversary date. This retirement does not apply to government and academic Select Plus agreements. More information is at www.microsoft.com/selectfaq

For organizations with fewer than 250 users or devices, the Microsoft Open agreements provide volume discounts for a minimal up-front cost and are widely available through the worldwide partner channel. Open agreements provide the following three purchasing license options for commercial businesses:

- ▶ **Open License** is for customers who want a minimum initial purchase of only five software licenses. This program is ideal if you prefer to pay as you go and change your licensing agreement as your organization grows. You can also qualify for volume purchasing under the volume feature of Open License. Open volume purchasing is for customers who can meet minimum purchase levels based on a system of product pools and points. With an entry minimum of 500 points from a single product pool, this program offers deeper discounts for a greater savings.
- ▶ **Open Value Subscription** is for customers who want to subscribe to, rather than acquire, Microsoft product licenses. Available in select countries or regions, Microsoft Open Value Subscription provides the lowest up-front costs of the Open options with the flexibility for customers to reduce their total licensing costs in years when their desktop PC count declines.
- ▶ **Open Value** is for organizations with as few as five PCs and offers the advantages of Software Assurance, simplified license management, and an annual payment structure. Open Value offers Organization-wide and Non-Organization-wide options.

In addition to size, consider your organization's primary function. For example, special pricing is available for government, academic, and nonprofit organizations.

Microsoft Volume Licensing Guide

Programs for public sector and other organizations

For public sector organizations with fewer than 250 users or devices, Microsoft offers customized versions of the Open agreements: Open License, Open Value, and Open Value Subscription. The Open License for Academic and Open License for Government agreements are similar to commercial Open License, but with a single price level and different partner channels. In some countries or regions, government organizations can also participate in the Open Value for Government and Open Value Subscription for Government agreements. In some countries or regions, nonprofit organizations can participate in the Open License for Nonprofit agreement. Check with your Microsoft Reseller for availability.

Government and academic organizations with 250 or more users or devices can participate in the Select Plus agreement. Government organizations can also participate in the Enterprise Agreement.

For education institutions that prefer to license their software on an annual subscription basis, Microsoft offers two unique programs: Microsoft Enrollment for Education Solutions (for higher education institutions and primary/secondary schools) and Microsoft School Enrollment (for primary/secondary schools only).

Microsoft also offers programs that can meet the specific needs of organizations that partner with Microsoft to provide additional software and services, such as the Microsoft Independent Software Vendor (ISV) Royalty Licensing and Distribution Agreement and the Microsoft Services Provider License Agreement (SPLA).

Licensing on-premises software

Another key factor to consider—aside from organizational type and size—is which products and services you want to license. Different product families fall under different licensing models. For example, a desktop application, such as any Microsoft Office 2013 suite, requires a license for each device that is running the program locally or accessing the program on a network server. Customers can install any number of copies locally on licensed devices or on a network device for remote use by licensed devices, but only one user can use the software on or from a licensed device at any one time.

A desktop PC operating system, such as the Windows 8.1 Pro operating system, requires a license for each device running the product, and only one copy can be installed on the device.

In Volume Licensing, the desktop PC operating system license is an “upgrade license.” You can acquire upgrade licenses only for devices for which you have already licensed a “qualifying operating system,” either preinstalled on a PC through a PC manufacturer or as full packaged product (FPP) from retail. The Product Terms shows the “qualifying operating systems” that qualify for an upgrade license and is available on the Volume Licensing website at www.microsoft.com/licensing/products/products.aspx.

Meanwhile, server products are licensed by Server or by processor or core and, in some cases, by access points. Some server products require a license for each running instance of the server software that you use on a server—whether in a physical or virtual operating system environment (OSE). Other server products require licenses for each physical processor on the server or each core in the physical processors on the server. For example, a Windows Server 2012 R2 Standard is licensed by physical processor and permits a running instance in up to two virtual operating system environments, plus one host instance on the physical device solely to manage the virtual instances at a time on the licensed server. Windows Server 2012 R2 Datacenter edition is also licensed by physical processor, but allows use of any number of instances of the software.

Windows Server as well as some of the server application products (e.g., Microsoft Exchange Server or Microsoft SharePoint Server) require a Microsoft Client Access License (CAL) for each user or device that accesses the server software. CALs are version specific and must be the same version or later than the server software being accessed. CALs permit access to servers licensed by the same entity. They do not permit access to another entity’s licensed servers.

Microsoft Volume Licensing Guide

Licensing Microsoft cloud services

In addition to traditional on-premises software licenses, Microsoft offers subscriptions to cloud services through the Microsoft Online Subscription Program and the Microsoft Products and Services Agreement. How you add cloud services through Volume Licensing depends on the following two factors:

- ▶ The type of Volume Licensing agreement that you have
- ▶ The date that specific cloud services are made commercially available

For organizations with 250 or more users or devices, we recommend that you add Microsoft online services through the Microsoft Products and Services Agreement or through the Enterprise Agreement.* See [Chapter 2 Choosing a Volume Licensing Program for Your Organization](#) for more details. Smaller organizations should choose the Microsoft Online Subscription Program (MOSP) at www.microsoft.com/online.

*New minimum requirement of 500 users/devices for new commercial customers will go into effect on July 1, 2016.

Microsoft Payment Solutions

Microsoft Payment Solutions provides commercial and public sector customers with an affordable and predictable way to acquire the IT solutions that organizations want to help cut costs and increase efficiencies. Microsoft Payment Solutions can help you focus on what matters most: finding the best IT solution to support the success of your organization.

Microsoft works with multiple financing providers in 14 countries/regions around the world to offer financing solutions under the Microsoft Payment Solutions program. Our solution partners work with you to define your technology-related needs and objectives, set up a payment structure that works with your budget, and help you maintain cash flow.

Microsoft Payment Solutions provides one financing resource for all your IT needs, including software, services, or product offerings. For organizations that already license software from Microsoft, flexible payment options are convenient and allow you to spread out the costs of the licenses during an extended period of time, thus preserving cash resources.

We offer a simple and easy method of lending without any additional fees. Typically, no down payment is required, and terms range from two to five years, making it easy to match your payments to your business operations and immediately begin to realize IT benefits.

Microsoft Payment Solutions helps you be strategic with your IT purchases in the following ways:

- ▶ Get the IT solution that you need to achieve business goals.
- ▶ Manage software, services (such as deployment), partner products, and hardware as one investment.
- ▶ Align IT benefits with costs.
- ▶ Enjoy a fast, easy, and responsive lending process.

Find out how a predictable and affordable payment structure can help you get the IT you need and stay on budget. Visit the Microsoft Payment Solutions home page at www.microsoft.com/financing for more details.

Microsoft Volume Licensing Guide

Chapter 2: Choosing a volume licensing program for your commercial organization

Microsoft offers a variety of agreements to help businesses of all sizes manage how they purchase software licenses. These agreements cover everyone, from smaller organizations with a handful of desktop PCs to multinational organizations that manage tens of thousands of client and server units.

Volume discounts are the most obvious benefit of these agreements. But Volume Licensing also helps organizations with the following tasks:

- ▶ Tracking software use to ensure legal compliance
- ▶ Deploying updates and new versions, especially on desktop PCs
- ▶ Organizing software license purchasing through centralized purchasing practices

In general, Microsoft Volume Licensing commercial agreements align to two main categories: those for companies with fewer than 250 users or devices and those for companies with 250 or more users or devices.

For organizations with up to 250 users or devices the Microsoft Open agreements—Open Value, Open Value Subscription, and Open License—have flexible, low-entry requirements. Open agreements offer three choices to meet an organization's specific needs, and they are all available from resellers, solution providers, and online vendors.

For organizations with 250 or more users or devices, Microsoft offers the Microsoft Enterprise Agreement,* Microsoft Products and Services Agreement, Microsoft Open Value, Open Value Subscription, and Select Plus (being retired effective July 2015). These options are available through Microsoft Licensing Solution Partners (LSPs) and Microsoft Enterprise Software Advisors (ESAs). Both LSPs and ESAs offer flexibility in payment schedules.

All organizations can also subscribe to online services through the Microsoft Online Subscription Program or through the Microsoft Products and Services Agreement.

*New minimum requirement of 500 users/devices for new commercial customers will go into effect on July 1, 2016.

Microsoft Open Programs

Organizations with fewer than 250 users or devices

Open Program offerings are a convenient and simple way for corporate, academic, charity¹, and government² organizations with at least 5 desktop PCs to acquire the latest Microsoft technology. These offerings provide volume discounts for a minimal up-front cost and are available broadly through a worldwide partner channel. Although Microsoft Open Programs are available to any size organization, they are most often used by organizations with fewer than 250 users or devices. The Open Programs offer many benefits, including the following:

- ▶ **Simplicity.** Start using licensed products as soon as your order is placed through the Open License pay-as-you-go model.
- ▶ **Affordability.** All Open Programs offer flexible payment options so that you can stretch your software procurement budgets further than you can with retail license purchase options.

¹ Not available for charitable organizations in all countries/regions. Check with your reseller regarding current availability.

² Open Value for Government is an option for government organizations with up to 250 users or devices.

Microsoft Volume Licensing Guide

- ▶ **Flexibility.** A broad worldwide partner channel ensures that you have convenient and fast access to thousands of software titles.
- ▶ **Value.** Manage licenses easily and conveniently through the Microsoft Volume Licensing Service Center (VLSC).

Microsoft Open program family: three options

There are three options available through the Microsoft Open program: Open Value (Organization-wide or Open Value Non–Organization-wide), Open Value Subscription, and Open License.

Open Value

The Open Value program is a flexible and affordable way to use and manage Microsoft licensed products under a single agreement. The program is a three-year term commitment that includes Software Assurance as a fixed benefit. The Open Value program has the following options from which to choose.

Organization-wide option (5 qualified devices minimum)

Open Value Organization-wide offers commercial and government organizations additional savings for standardizing all of their desktop PCs on one or more Microsoft enterprise products. With this single platform option, you can customize your desktop PCs by choosing separate components, including the desktop operating system, Microsoft Office suites, and CAL Suites, plus additional software products selected in your agreement that include the following platform product options:

- ▶ Desktop operating system: Windows Pro Upgrade and Windows Enterprise Upgrade
- ▶ Microsoft Office suite: Microsoft Office Professional Plus
- ▶ CAL Suites: Microsoft Core CAL Suite, Windows Small Business Server CAL Suite, and Enterprise CAL Suite

The Open Value Organization-wide option includes discounts on company (organization)-wide deployment.

Non–Organization-wide option (5 qualified devices minimum)

If you need licenses for servers or for a limited number of desktop PCs, you can open a Non–Organization-wide Agreement for any product license purchases.

Open Value Subscription (5 qualified devices minimum)

Open Value Subscription offers flexible annual payments tied to the number of desktop PCs you have and the lowest up-front costs. The benefits include:

- ▶ Additional savings in the first year if you have current or previous versions of organization-wide licensed products.
- ▶ The option to add the organization-wide licensed products that you have selected on new desktop PCs throughout the year at no additional cost for that year.
- ▶ Lower payment through the years as your desktop PC count declines.

Like the organization-wide option, the Subscription option offers the Single-Platform option to standardize desktop PC software across your organization with a customizable platform that allows you to mix and match components.

Platform option

With both Open Value organization-wide and Open Value Subscription, you can choose to standardize desktop PC licensed products across your organization on all three components on the platform (desktop operating systems, Microsoft Office suites, and CAL Suites) and receive additional savings. The platform option provides the simplest way to manage desktop PC licenses because you do not need to track which version is installed on which desktop PC.

Microsoft Volume Licensing Guide

Open License

Open License is a two-year term commitment that is ideal for organizations that want a minimum initial purchase of five software licenses. This program is also great for a growing organization's changing business needs because it offers a pay-as-you-go model.

Open License volume purchase option: If you are purchasing larger volumes of Microsoft software licenses but still prefer to pay as you go, the volume option is a two-year term commitment with product pools and points. It provides deeper per unit discounts, resulting in significant savings if the volume of software licenses is high enough.

To participate in the Open License Volume Purchase option, you must meet a minimum purchase level of 500 points. Points are determined by the software product mix and the license quantity that you plan to purchase. Because the volume option uses product pools and points to calculate the 500-point minimum purchase, it is important to understand the product pools and points formula.

Product pools group similar Microsoft software products to achieve deeper volume pricing discounts. The following are some examples:

- ▶ The **applications** pool includes products such as the Microsoft Office suites, Microsoft Project, Microsoft Visio drawing and diagramming software, and the Microsoft Visual Studio development system.
- ▶ The **systems** pool includes the Windows operating system upgrades such as Windows 8.1 Pro and Windows 8.1 Enterprise.
- ▶ The **server** pool includes products such as Microsoft SQL Server Standard Edition database software and Microsoft Exchange Server.

Point values are assigned to each licensed product. For example:

- ▶ Microsoft Office Professional Plus is worth 4 points.
- ▶ Windows Server Standard is worth 15 points.

By adding the number of points earned, you can determine whether you meet the minimum purchase requirement. For a full list of point values, refer to the Product Terms at www.microsoft.com/licensing/products/products.aspx.

Microsoft Volume Licensing Guide

Microsoft Enterprise Agreement

*Organizations with 250 or more users or devices**

The Microsoft Enterprise Agreement (EA) offers the best value to organizations with 250 or more users or devices* that want a manageable volume licensing program that gives them the flexibility to buy cloud services and software licenses under one agreement.

*New minimum requirement of 500 users/devices for new commercial customers will go into effect on July 1, 2016.

Enterprise Agreement key attributes

At the onset of the agreement, pricing is based on a tiered volume discount structure, meaning the greater the size of your organization, the less you pay for an individual per desktop or per user license. If you add devices during your agreement, the per device licensing costs remain the same or may be reduced given the Enterprise Agreement volume pricing levels during your three-year agreement term.

All Enterprise Agreements include Software Assurance benefits that you can use to plan deployments, ready your users for new software, and support Microsoft products and services without incurring additional costs.

You can spread the cost of your Enterprise Agreement across three annual payments, helping you predict future budgets. If you add new users or devices during your Enterprise Agreement, you can equip them with software and services that you are already using and then account for these changes once a year, through an annual reconciliation process known as True-up.

You can choose to either purchase your software licenses through the Enterprise Agreement or subscribe to licenses through the Enterprise Subscription option, which offers lower short-term costs and the ability to increase or downsize your subscriptions annually.

Tip...

Subscribing to software license coverage through the Enterprise Subscription Agreement can potentially provide financial benefits, because companies can treat it as an operational expenditure, which may provide tax savings.

Enterprise Agreement Enrollments

Get additional savings and benefits when you buy the following Enrollments:

- ▶ **Enterprise Enrollment.** Get the best pricing; per user, per device, or hybrid licensing options; and simplified license management for end-user technologies from Microsoft.
- ▶ **Server and Cloud Enrollment (SCE).** Get the best pricing, cloud-optimized licensing options, and simplified license management when you buy one or more server and cloud technologies from Microsoft.

The enrollment agreement structure allows you to easily add of new products and services when you need to.

Enterprise Enrollment

The Enterprise Enrollment gives you the best value when you buy Microsoft end-user technologies on a per-user, per-device, or hybrid basis. Get a range of benefits, including best pricing and terms, cloud and user-optimized licensing options, and simplified license management.

Enterprise products and platforms

Enterprise products include on-premises licenses for Microsoft core desktop products, such as Windows 8.1 Pro Upgrade, Office Professional Plus, and applicable Client Access License suites. Under the Enterprise Agreement, these must be licensed on an organization-wide basis and can be ordered as individual product components (also called a Component EA), or through Enrollments for the Professional Desktop Full Platform (sometimes referred to as a Platform EA) or the Enterprise Desktop.

Microsoft Volume Licensing Guide

The following enterprise products are included in the Professional Desktop Full Platform:

- ▶ Windows Enterprise Upgrade
- ▶ Microsoft Office Professional Plus
- ▶ Core Client Access License Suite

The following enterprise products are included in the Enterprise Desktop:

- ▶ Windows Enterprise Upgrade
- ▶ Microsoft Office Professional Plus
- ▶ Enterprise CAL Suite

For a complete list of enterprise products, refer to the Microsoft Product Terms, available on the Volume Licensing website at www.microsoft.com/licensing/products/products.aspx.

Enterprise Cloud Suite

The Enterprise Cloud Suite (ECS) is available with the Enterprise Enrollment and brings together Office 365, Enterprise Mobility Suite, and Windows Software Assurance per User. The combination of these three offerings empowers users with best-in-class productivity across devices while supporting IT security and control.

ECS is available as a User Subscription License (User SL) or an Add-on license to an Enterprise Platform in the Enterprise Enrollment.

- ▶ **New users – ECS Full User SL.** If you would like to move to a per user model, access cloud services, and are not currently licensed with Office Professional Plus, CAL suites, and Windows Enterprise (Enterprise Platform), or if you would like to move net new users to the per user model and access cloud services, you can buy the ECS Full User SL under an Enterprise Agreement or Enterprise Subscription Agreement.

Alternatively, if you would like to move new users to a per user model, access cloud services, and are not currently licensed with Office Professional Plus, CAL Suites, and Windows Enterprise (Enterprise Platform), you can buy License and Software Assurance for Office Professional Plus, CAL Suites, and Windows Enterprise and then add the ECS Add-on.

- ▶ **Existing users – ECS Add-on.** If you are an Enterprise Agreement or Enterprise Subscription Agreement customer, have purchased Office Professional Plus, CAL Suites, and Windows Enterprise (Enterprise Platform), and want to move users to the cloud, you can maintain your existing on-premises licensing position and buy the ECS Add-on.
- ▶ **Existing users – ECS from Software Assurance USL.** If you are an Enterprise Agreement customer, have paid in full for Office Professional Plus, CAL Suites, and Windows Enterprise (Enterprise Platform), and want to move users to the cloud with a pure per user license, you can buy the ECS from Software Assurance User SL.

Windows Software Assurance per User

Windows Software Assurance per User is an entirely new way to license Windows, putting users at the center of licensing for their devices. All of a user's devices are covered through Windows Software Assurance per User, including those running iOS and Android operating systems. Only the user's primary work PC needs to be running a qualified operating system (that is, Windows Pro). With Windows Software Assurance per User, Windows Enterprise Edition can be delivered across the user's devices. This provides simpler license management by allowing you to count just users with primary PCs, instead of counting every single device.

Microsoft Volume Licensing Guide

Additional products

A broad selection of Microsoft products and services are available as additional products. These may be added initially or at any point during the term of your Enterprise Agreement, allowing you to more easily build and maintain departments or divisions with specific needs and still enjoy volume pricing advantages and an annualized payment option. Additional products can include device-based licenses, user-based licenses, cloud services, professional services, and other licenses that support your IT environment, such as CALs.

For additional products acquired at signing, you have the option to spread out payments over three years in the same way that enterprise product payments are annualized. Spreading out the cost of software licenses over three years can help your organization refocus critical IT budget and provide budget predictability. And additional products that are included at signing have set pricing for annual True-up reconciliation process.

Examples of software products available as additional products include Office Visio, Office Project, Windows Server, and Exchange Server. For a complete list of additional products, refer to the Microsoft Product Terms, available on the Volume Licensing website at www.microsoft.com/licensing/products/products.aspx.

Server and Cloud Enrollment

The Server and Cloud Enrollment (SCE) is an enrollment under the Enterprise Agreement that replaces the Enrollment for Application Platform (EAP) and the Enrollment for Core Infrastructure (ECI). For customers that commit to standardizing broadly on Microsoft server and cloud technologies, SCE provides a range of benefits, including new cloud-optimized licensing options, simplified license management, and the best pricing and terms. This includes discounts of up to 15 percent on Licenses and Software Assurance (L&SA), 5 percent on Software Assurance, and the best Microsoft Azure pricing and terms. Additional benefits are also available, such as full cloud management and unlimited support.

How the SCE works:

1. Select from *one or more* of the available components that you want to enroll in:
 - ▶ Core Infrastructure (Windows Server and System Center)
 - ▶ Application Platform (SQL Server, BizTalk Server, and SharePoint Server)
 - ▶ Developer Platform (Visual Studio)
 - ▶ Microsoft Azure
2. Identify the installed base for each component in which you are enrolling. The installed base includes:
 - ▶ Any existing licenses deployed with Software Assurance.
 - ▶ Any existing licenses deployed without Software Assurance.
 - ▶ New licenses that are being purchased at signing.
3. Ensure full Software Assurance coverage. The SCE requires full Software Assurance coverage of your installed base. This can be achieved by:
 - ▶ Renewing Software Assurance on existing licenses current with Software Assurance.
 - ▶ Adding Subscription SKUs or new Licenses and Software Assurance for existing deployments that are not current with Software Assurance.
4. Ensure full System Center coverage for Windows Server. The SCE requires full System Center coverage for Windows Server. This means that your entire Windows Server installed base must also be licensed with System Center.

Microsoft Volume Licensing Guide

After you are enrolled in the SCE, you receive benefits, including:

- ▶ The ability to run the latest version of all products enrolled.
- ▶ Subscription licensing options.
- ▶ 15 percent L&SA discounts and 5 percent Software Assurance discounts for the components enrolled (not including Azure).
- ▶ An additional 5 percent off Microsoft Azure pricing (when you enroll in any of the other three components).
- ▶ Full cloud management benefit when you enroll into the Core Infrastructure component.
- ▶ Unlimited Support for qualifying customers.

Agreement structure and details

The Enterprise Agreement structure offers greater flexibility for enrolled affiliates located in different countries and regions. Purchasing is independent, yet consolidated under one master program. The Enterprise Agreement structure includes the following three components:

- ▶ The **Microsoft Business and Services Agreement** (MBSA) is required. This is a master agreement that defines contract terms common to Microsoft licensing, service, and support agreements. The customer signs the Microsoft Business and Services Agreement only once with or prior to the Enterprise Agreement.
- ▶ The **Enterprise Agreement** defines the terms for enterprise and additional product license acquisitions, subsequent orders, True-ups, and perpetual use rights.
- ▶ The **Enterprise Agreement enrollment** establishes the basic information that your organization can use to buy product licenses under the Enterprise Agreement. It defines purchase details like the term of the licensing arrangement, products, subsidiaries, language options, and Enterprise Subscription Agreement (or Licensing Solutions Partner, where applicable).

Terms

Each Enterprise Agreement enrollment has a three-year term during which all the terms and prices of products covered in the initial order remain consistent. This means you can plan and budget for software license purchases up to three years in advance, reducing annual budget restrictions and easing fiscal year spending challenges. Each enrollment has the option for either a one- or three-year renewal term.

Extended payment terms

With Extended Payment Terms from Microsoft, you can pay for your Enterprise Agreement on a monthly, quarterly, bi-annually, or according to a custom payment plan. Extended Payment Terms are automatically offered to all corporate Enterprise Agreement customers (subject to credit approval). The benefits to Extended Payment Terms include the following:

- ▶ **Greater flexibility and choice.** You benefit from more flexible payment terms (monthly, quarterly, bi-annual, or customized) without having a specific arrangement with Microsoft.
- ▶ **A quick and simple process.** Extended Payment Terms are activated through a simple and short amendment to your existing Enterprise Agreement.
- ▶ **Ease of access.** Because the Extended Payment Terms option is embedded into the Enterprise Agreement, you can choose from a range of payment terms according to your needs when you buy.
- ▶ **The ability to get more for your money.** Payments can be structured to fit your budget cycles, so you can afford a more comprehensive solution today and pay for it over time.

Microsoft Volume Licensing Guide

Annual price per device

The annual price per device feature of the Enterprise Agreement provides a predictable fixed price that you can use to forecast technology costs up to three years in advance. A payment (based on the pre-established price per device and initial order) is due each year at the anniversary date of your Enterprise Agreement enrollment. The predetermined price paid for software licenses covered in your initial order protects you from unanticipated price increases, making it easier to stay within your software license budget.

True-up

During the time you are enrolled in the Enterprise Agreement, your business will likely grow and you will add devices, users, software, and services. When you add devices, users, software, or services to your Enterprise Agreement, they immediately get the same license coverage as what was enrolled at the beginning of the enrollment term. You just report devices, users, software, or services through an annual process called a True-up order.

True-up orders consolidate orders for additional quantities that are deployed during the year under one order annually (including the third year before any renewal). You can also True-up multiple times throughout the year as an added benefit in managing costs.

This feature is in addition to the annual True-up required each year. The annual True-up feature helps reduce time and expense by consolidating the report of multiple additional software use under one purchase order. If you do not add anything during the year, an update statement is reported to alert Microsoft not to expect a True-up order.

Step up

With the Step-up License, you can upgrade to a later product edition without incurring the full cost of licensing two separate editions of software products. As a result, it is possible to migrate from Standard Edition software products to Professional or Enterprise Edition (EA) software products while maintaining Software Assurance coverage on a given product. For further details, please refer to the *Enterprise Agreement Program Guide*, available from the Volume Licensing website at www.microsoft.com/licensing/licensing-options/enterprise.aspx.

How to determine on-premises pricing levels

The total quantity of initial qualified devices that you have when you enroll in the Enterprise Agreement determines the price level of your enterprise products and any additional products that you license under the corresponding product pool.

Qualified devices are the personal desktop computers, laptops, mobile phones, tablets, and similar devices that are used by or for the benefit of an enrolled affiliate (including affiliates in the enterprise) and that meet the minimum requirements for running any of the enterprise products included in your agreement.

Qualified devices do not include any computers dedicated to run only line-of-business (LOB) software or any system running an embedded operating system (such as Windows Embedded 8.1 Industry or Windows Embedded POSReady 2009).

As part of your enrollment, you are responsible for reporting the number of qualified devices in your organization. This number is the quantity you indicate on the initial order at signing, along with any additional devices added throughout the term of your enrollment, which would be covered by submitting the annual True-up order. (For an explanation of True-up, see the [True-up section](#).)

The user count may be different from the quantity of devices, but the price level is determined by the device count. For example, a customer may have 500 devices and 400 users. The price level would be A for both, but the product order would indicate 500 for the Windows or Microsoft Office product, and 400 users for the User CAL purchases.

Microsoft Volume Licensing Guide

Customers who sign an Enterprise Agreement enrollment are referred to as “Enrolled Affiliates.” An enrollment is a standard option that gives global companies greater flexibility in defining their enterprise. Each enterprise must consist of entire legal entities, not partial entities such as departments, divisions, or business units. Each affiliate must be entirely “in” or entirely “out.”

The following are four price levels for each of the enterprise products:

Price level	Desktop PCs
A	250*–2,399
B	2,400–5,999
C	6,000–14,999
D	15,000 or more

*New minimum requirement of 500 users/devices for new commercial customers will go into effect on July 1, 2016.

Microsoft also offers a Component EA that you can use to license one or two of the three components listed below. New customers who enroll in a Component EA receive a 15 percent discount off the price they would have paid when licensing through a Select License agreement.

- ▶ Windows Enterprise Upgrade
- ▶ Microsoft Office Professional Plus
- ▶ Core CAL Suite or Enterprise CAL Suite

New customers who enroll in the full Professional or Enterprise Platform (the Windows Enterprise operating system upgrade, Office Professional Plus, and Core CAL Suite or Enterprise CAL Suite) potentially receive an additional 15 percent platform discount on top of their already discounted enterprise software product for eligible organizations.

Per user licensing in the Enterprise Enrollment

With the Enterprise Cloud Suite in the Enterprise Enrollment, you can move to a pure per user licensing model for your entire platform Enterprise Agreement and cloud services.

You save by licensing users rather than devices. This is valuable in a world where employees often carry more than one device. User-based licensing further simplifies licensing management by removing the need to count devices.

Microsoft cloud services

Keeping pace with the expanding array of Microsoft cloud services, the Enterprise Agreement also gives you the flexibility to choose among on-premises software and online services to best suit your user needs and help you optimize your technology spend.

Microsoft delivers a comprehensive set of cloud services and enterprise applications for user productivity, customer management, communication services, and custom business applications. Microsoft cloud services include Office 365, Microsoft Intune software and services, the Microsoft Azure technology platform, and Microsoft Dynamics CRM Online.

Microsoft Volume Licensing Guide

The Enterprise Agreement typically has two cloud services: enterprise online services or additional online services. You can add these to your Enterprise Agreement by doing the following:

- ▶ Adding online services to your Enterprise Agreement through the standard Volume Licensing purchasing process
- ▶ Transitioning users from enterprise products to equivalent enterprise online services

Enterprise online services

The formal description of an enterprise online service is a service that is designated as such in the Microsoft Product Terms. These services are comparable to existing on-premises enterprise products and enterprise platform products, and they are counted as such when satisfying organization-wide licensing commitments and establishing volume pricing levels.

With the Enterprise Agreement, you can move your on-premises licenses to eligible Microsoft Office or Windows online services during the life of the Enterprise Agreement, and maintain or increase your Enterprise Agreement commitment. Your organization-wide commitment for enterprise products is satisfied by existing enterprise products and a selection of Microsoft Office 365 and Microsoft Intune online services with comparable capabilities.

To make it even easier, when you choose to transition users from enterprise products to equivalent enterprise online services, you do not have to pay the additional costs of these services until your next agreement anniversary, and even then, you only pay going forward. No retroactive payment is required.

You can also move users back to on-premises software at a future date if you have stayed current with your Enterprise Agreement since your initial license purchase.

Additional online services

With your Enterprise Agreement, you can license the full breadth of Microsoft online services when they become available. Those that are available as additional online services through your Enterprise Agreement are designated as such in the Microsoft Product Terms. You can add these online services to your existing Enterprise Agreement, Enterprise Subscription Agreement, or Campus and School Agreement by contacting your Microsoft account manager or preferred reseller.

Note: True-ups and Annual Purchases are not used for additional online services. You must purchase any licenses required to cover incremental users in advance of provisioning users. Exceptions exist where online services are included as part of other licenses, or where True-ups are expressly permitted for an online service in the Microsoft Product Terms.

How to determine pricing for online services

Microsoft provides a comprehensive array of cloud services, and the list of offerings is growing. You may see differing pricing models depending on whether you want to build your own private cloud, develop and host web-based applications, or add productivity services for users. Some, like Microsoft Dynamics CRM Online and Microsoft Intune, are delivered as per user or per device subscriptions, while others, like the Microsoft Azure technology platform, rely on a pay-as-you-go service model.

Contact your Microsoft account representative or preferred reseller to learn more.

Microsoft Volume Licensing Guide

Microsoft Products and Services Agreement

Organizations with 250 or more users or devices

The new Microsoft Products and Services Agreement (MPSA) is a single agreement for transactional purchases of Online Services, software, and Software Assurance across your organization. Your organization can save time and money by combining points from purchases organization-wide for the best price level, reducing the administrative overhead associated with managing multiple agreements. Suited for organizations with 250 or more users or devices, the MPSA is the best option for transactional purchases of Online Services and Software. With the MPSA, buying and managing your solutions has never been easier.

With the MPSA, you get:

- ▶ A single agreement with integrated purchasing for Online Services, software, and Software Assurance so you decide how and when you license Online Services and Software across your organization.
- ▶ More flexible purchasing options with Purchasing Accounts to establish a custom purchasing structure, so you have greater control of how you purchase.
- ▶ The flexibility to choose a mix of software and Online Services and combine those purchases for the best possible discount.
- ▶ The ability to provision and subscribe to Microsoft Online Services for any number of users as needed, so you can flexibly and gradually migrate users and applications to the cloud.
- ▶ Simple calculations and ready-to-use benefits, making it easier than ever to understand and use your Software Assurance benefits.
- ▶ Access to the self-service Microsoft Volume Licensing Center that consolidates all of your purchases into a single view, making it easier for you to manage your assets.

The agreement

The MPSA is the foundational agreement that consolidates common terms and conditions from standard contracts into a single, non-expiring agreement for all organizations. This single agreement combines the applicable terms and conditions that are found in the current Microsoft Business and Services Agreement (MBSA) and the Microsoft Select Plus Agreement,* as well as the Microsoft Online Services purchasing terms and conditions. The MPSA serves as the single agreement for Microsoft Volume Licensing and allows multiple “account types,” such as commercial, academic, and government, to exist under a single agreement.

By consolidating licensing into a single, non-expiring agreement, organizations can potentially save time and resources spent on purchasing and asset management. The simplified agreement and online review and signature process also shortens agreement processing times, so you can get started using products and services faster.

*Effective July 1, 2016, in markets where the MPSA is available, Microsoft will stop accepting new orders and Software Assurance renewals through existing commercial Select Plus agreements at your next agreement anniversary date. This retirement does not apply to government and academic Select Plus agreements. More information is at www.microsoft.com/selectfaq.

Purchasing Accounts

The Purchasing Account is another significant enhancement to the new Volume Licensing agreement. Your organization can register one or more Purchasing Accounts with the MPSA. Each Purchasing Account is enrolled as a buying entity for your organization. You can name the Purchasing Account whatever you choose, and it can include any part of your organization, such as an affiliate, department, division or other internal group, depending on how you want to structure purchasing for your organization. Although Purchasing Accounts are separate buying entities, they are all tied to your organization’s MPSA through the legal entity that is registering the accounts.

Accurately managing your entire license portfolio is easier than ever. You can view and manage purchases by individual Purchasing Accounts, legal entities, account types, or by the entire organization. You manage “accounts” rather than

Microsoft Volume Licensing Guide

agreements, because you have one buying relationship with Microsoft and one agreement with an organizational view. You can also work with multiple Microsoft partners under a single Purchasing Account for your transactional purchases.

The Agreement Administrator

For each MPSA, one Purchasing Account is designated as the Agreement Administrator. This gives you an all-up view of all assets in your organization and a single source for managing accounts. The Agreement Administrator account:

- ▶ Is provided a full asset view across all accounts.
- ▶ Is notified when a Purchasing Account is associated to an MPSA.
- ▶ Has the right to terminate the association of any accounts to the MPSA.
- ▶ Has the right to terminate the MPSA itself.

Establishing price levels for commercial organizations

The MPSA categorizes software products into three distinct product pools with tiered price levels: applications, systems, and servers. The price level for each pool is based on purchase volume, which earns product points with automatically tiered discount levels.

For additional information about pricing levels and pools, see the [Select Plus section](#).

New and improved systems and tools

In addition to improving its licensing structure, Microsoft has created new systems to help you manage all assets acquired through the MPSA. The new Microsoft Volume Licensing Center (MVLC) makes it easy to manage your products and services. Through the MVLC, you can also purchase and assign Microsoft Online Services and manage Software Assurance benefits across your entire organization, quickly and accurately. Enhanced online self-service tools give you better management capabilities by making it easier for you to access all the information you need about your assets through a single portal. The MVLC:

- ▶ Provides a clear view of your MPSA purchases and Software Assurance benefits, with easy-to-find information and data shared among you, your partner, and Microsoft.
- ▶ Makes it easier to find information quickly by using new search functionality for product catalogs.
- ▶ Gives you easy access to both standard and customized versions of various reports.
- ▶ Allows self-provisioning of Microsoft Online Services seats for immediate access in real time for your organization through an easy-to-use interface.
- ▶ Simplifies how you understand, manage, and use Software Assurance benefits.

Microsoft Select Plus agreement

Organizations with 250 or more users or devices

Effective July 1, 2016, in markets where the MPSA is available, Microsoft will stop accepting new orders and Software Assurance renewals through existing commercial Select Plus agreements at your next agreement anniversary date. This retirement does not apply to government and academic Select Plus agreements. More information is at www.microsoft.com/selectfaq.

This does not apply to Select Plus agreements for government and academic customers.

The Microsoft Select Plus agreement is for midsize and large organizations with 250 or more users or devices that also have mixed software requirements. It is also ideal for customers who want to purchase licenses as needed. Select Plus increases purchasing flexibility and provides automatic price savings based on purchase volume across the entire organization.

Microsoft Volume Licensing Guide

Select Plus offers the following:

- ▶ **Asset visibility** across the entire organization and centralized reporting because all affiliate purchases are tied to their own unique customer IDs.
- ▶ **Automatic price savings** for purchases across the entire organization and the full value of Microsoft Software Assurance coverage, no matter when you purchase it.
- ▶ **Streamlined contract process** with a single organization-wide agreement that never expires, Software Assurance alignment (Software Assurance is optional), and licensing consolidation.
- ▶ **Software Assurance** automatically prorated to your third affiliate account anniversary, eliminating the need to track multiple Software Assurance coverage expiration dates.

Agreement structure

The Select Plus agreement provides greater flexibility for enrolled affiliates located in different countries and regions. Purchasing is independent, yet consolidated under one master agreement. Select Plus consists of the following three components:

- ▶ **The Microsoft Business and Services Agreement (MBSA)** defines contract terms common to Microsoft licensing, service, and support agreements. Customers need to sign this required master agreement only once with or prior to the Select Plus agreement.
- ▶ **The Select Plus agreement** enrolls your organization in the Volume Licensing program so that you can purchase product licenses and services at volume discount prices.
- ▶ **The Select Plus affiliate registration form** identifies buying affiliates within your organization and enrolls them in the program. As a result, they can acquire software licenses and services under the Select Plus agreement. You must have at least one lead affiliate registered using this form (additional forms are optional).

How to determine pricing levels

Select Plus categorizes software products into three distinct product pools: applications, systems, and servers. A unique customer ID is established with the public customer number (PCN) of an organization's lead affiliate and associated with the PCNs of any number of affiliates, linking them to the same agreement. This framework is used to calculate price levels according to the organization's volume purchases and helps streamline purchasing. The price level for each pool is based on product points that you earn for automatic-tiered discount levels. Your organization has one year from the time of initial order to reach 500 points. A single order of 500 points is required to reactivate a pool that is on hold.

The points for each of the four price levels are listed in the following table.

Price level	Point minimums at each annual compliance check
A	500
B	4,000
C	10,000
D	25,000

Microsoft Volume Licensing Guide

Pools and points

Each software product carries a point value. For example, Office Professional Plus is worth 2 points and Windows Server 2012 R2 Standard is worth 15 points. The Software Assurance component of License and Software Assurance is worth half the total point value of its accompanying license annually. For example, if Office Professional Plus is worth 2 points, Software Assurance is worth 1 point for each year it is maintained on the Select Plus agreement.

You can acquire points for each product pool in the following three ways:

- ▶ Acquire new licenses
- ▶ Acquire new Licenses and Software Assurance
- ▶ Renew Software Assurance for products already covered with License and Software Assurance from a previous order or where Software Assurance was purchased based on eligibility rules

Your organization automatically moves to a better price level when either of the following occurs:

- ▶ You increase the amount you spend through your Select Plus agreement and purchase products with enough points to take you to the next price level.
- ▶ You associate your Select Plus agreement with an existing commercial or government Enterprise Agreement or a Select License agreement that has a lower price level. Academic customers can also associate a Campus and School Agreement with a Select Plus agreement.

Price level adjustments

You do not need to comply with annual point minimums if your Select Plus agreement associates with an active Enterprise Agreement or Campus and School Agreement). However, if you used your Select Plus agreement with a Select License agreement to set the initial price level, you must meet the point minimums for each subsequent annual compliance check.

Your initial order, which can be submitted by a registered affiliate, qualifies your organization for the corresponding price level. After you qualify for a price level, you can purchase at that level for the remainder of the year or until you qualify for the next price level through increased purchase volume. You attain the next price level for a pool as soon as your organization meets the corresponding point minimum. Price levels for each product pool are reviewed every year on the agreement anniversary date. This price level adjustment does not apply to customers who are eligible for government or academic pricing.

You achieve the better price level per pool as soon as your organization meets the corresponding annual point minimums. Purchases that registered affiliates made on your Select Plus agreement are aggregated and continuously factored into point minimums per pool to achieve the most beneficial price level.

If you acquire points to meet the annual point minimums in a product pool during any given year, your organization's price level drops one level down for that pool the following year. You can descend only one level each year.

If you are at Level A and acquire or maintain fewer than 500 annual points in a product pool for a given year, your account is put on hold for that pool. An order for the minimum annual points automatically reactivates the product pool, with no need to sign new forms or renegotiate the agreement terms.

Microsoft Volume Licensing Guide

Comparing Volume Licensing programs

	Microsoft Online Subscription Program	Open License	Open Value	Open Value Subscription	Select Plus ¹	Microsoft Products and Services Agreement	Enterprise Agreement	Enterprise Subscription Agreement
Number of users or devices	5 or more	5 or more	5 or more		Any; price levels start at 500 points per pool	250 or more	250 or more ²	
Licensing offerings	Online Service and Software +Service Subscription Licensed Offers	License, License and Software Assurance, and Software Assurance for renewals or eligible OEM ³ and FPP ⁴ purchases	License and Software Assurance and Software Assurance renewals		License, License and Software Assurance, and Software Assurance for renewals or eligible OEM and FPP purchases	License, License and Software Assurance and Software Assurance renewals	License and Software Assurance and Software Assurance renewals	License and Software Assurance
Pricing	Varies by service/offer	Based on desktop PCs and/or License and Software Assurance orders			Automatic-tiered pricing based on product pools	Automatic-tiered pricing based on product pools	Based on desktop PCs	
Agreement term	Agreement never expires	Two years, not renewable	Three years, renewable		Agreement never expires	Agreement never expires	Three years, renewable	
Payment options	Varies by service/offer	Up-front payment	Annual payments or up front		Annual payments or upfront payments ⁵			
How to buy	Microsoft Online Services Customer Portal	A broad reseller channel			Authorized LSPs (Licensing Solution Providers) only	Authorized LSPs (Licensing Solution Providers) only.	Direct relationship with Microsoft, supported by Authorized Enterprise Software Advisors	
Product fulfillment	Provisioning and activation on the online platform and/or by download from the Volume Licensing Service Center (VLSC)	Acquired separately	Provided with initial order by download from the VLSC ⁶		Provided with initial order by download from the VLSC ⁶	Products are downloaded by using the new Microsoft Volume Licensing Center (MVLIC)	Provided with initial order by download from the VLSC; updates are provided throughout the agreement term	
Software Assurance	Not included	Option to add	Included		Option to add	Option to add	Included	
Online Services ⁷	Offered	Not offered	Offered	Offered	Offered			

¹ Effective July 1, 2016, in markets where the MPSA is available, Microsoft will stop accepting new orders and Software Assurance renewals through existing commercial Select Plus agreements at your next agreement anniversary date. This retirement does not apply to government and academic Select Plus agreements. More information is at www.microsoft.com/selectfaq.

² New minimum requirement of 500 users/devices for new commercial customers will go into effect on July 1, 2016.

³ Original equipment manufacturer (OEM)

⁴ Full packaged product (FPP)

⁵ License-only purchases (that is, without Software Assurance) must be paid up front.

⁶ Additional media must be obtained separately at a cost.

⁷ Online services refer to applications hosted at Microsoft Data Centers with client applications that may or may not be installed locally.

Microsoft Volume Licensing Guide

Taking the next step

- ▶ The Microsoft License Advisor (www.microsoft.com/licensing/mla/) can help you prepare your licensing plan. This online tool provides Volume Licensing program comparisons and guidance, simplifies Microsoft product selection through a series of questions, and produces a downloadable report and estimated retail price (ERP) or recommended retail price (RRP) quote. The Microsoft License Advisor also enables you to share your quote securely with a Microsoft Reseller.
- ▶ Volume Licensing experts, including Microsoft representatives and partners or an authorized reseller near you, can provide guidance and insight about how to acquire or renew Microsoft volume licenses.

United States and Canada

- ▶ Find a reseller online at Microsoft Pinpoint: <http://pinpoint.microsoft.com/en-US/home>.
- ▶ Call toll-free (800) 426-9400 in the United States, or (877) 568-2495 in Canada.

Worldwide

- ▶ Find Volume Licensing contacts for your country or region at www.microsoft.com/licensing/worldwide.aspx.

Microsoft Volume Licensing Guide

Chapter 3: Choosing a Volume Licensing program for your government organization

These programs are for government organizations that want to acquire software licenses and achieve volume discounts.

Microsoft Volume Licensing offers agreements that can meet the needs of your eligible government organization. Our flexible and affordable licensing solutions are tailored to your organization's size and purchasing preference so that you can find the best agreement for your organization and manage your licenses with ease.

With Volume Licensing pricing, you can control spending and better serve citizens with solutions built on Microsoft technology. The eligibility requirements depend on your locale and can be found at www.microsoftvolumelicensing.com/DocumentSearch.aspx.

Worldwide government licensing

Eligible government organizations receive special government pricing with one price level. Contact your Microsoft subsidiary or reseller for pricing information.

To learn about eligibility for government organizations worldwide, contact your local Microsoft subsidiary and review the eligibility definitions for your country or region. You also can review the eligibility requirements on the Volume Licensing website at www.microsoft.com/licensing/licensing-options/for-industries.aspx.

United States government licensing

In the United States (US), Volume Licensing agreements are available for state, local, regional, and federal government agencies.

US federal civilian agencies

Microsoft offers preferred pricing to US federal civilian agencies through various resellers and contracting vehicles, such as General Services Administration (GSA) Schedules and Microsoft Volume Licensing agreements.

It is likely that your agency has a Microsoft Volume Licensing agreement—such as a Microsoft Enterprise Agreement—in place with one of the Microsoft Authorized Government Resellers, so you can license software directly from the designated reseller. You can find a list of authorized resellers in the United States at www.microsoft.com/industry/government/howtobuy/federal/default.aspx.

To learn more about programs for US federal government departments and agencies, visit www.microsoft.com/industry/government/howtobuy/.

State, local, and regional organizations

Most states in the United States have at least one active Microsoft Volume Licensing agreement. If you license Microsoft software for a state or local government agency, you are probably eligible to use an existing agreement to acquire the licenses that you need at the best possible prices.

With the variety of agreement types offered by Microsoft Volume Licensing, you can tailor your choice to your organization's size and purchasing preference. Microsoft also offers the ability to purchase online services through the volume licensing agreements for government organizations, with the exception of Select Plus. The following are your options for eligible government organizations:

- ▶ **Microsoft Enterprise Agreement for Government.** If your state has a Microsoft Enterprise Agreement, your agency can save up to 25 percent compared to other licensing programs. You need only 250 users or devices to qualify. Enterprise Subscription Agreement offers the same benefits with subscription-based licensing.

Microsoft Volume Licensing Guide

- ▶ **Microsoft Select Plus for Government.** Consider a state-level Select Plus Agreement to complement an existing Enterprise Agreement for department-level license acquisition. With Select Plus, you can choose from a wide range of Microsoft software products for your agency at volume discounts.
- ▶ **Microsoft Open License for Government.** The Open License for Government program provides simple and flexible pricing during a two-year period. It is the best option for government organizations that want easy, one-time transactions for small quantities of software licenses.
- ▶ **Microsoft Open Value for Government.** Open Value for Government is for small and midsize organizations that want simplified license management, predictable software costs, better control over their software expenditure, and spread payments.
- ▶ **Microsoft Open Value Subscription for Government.** To align more closely with government organization procurement requirements, a one-year Open Value Subscription option is available, giving government organizations the flexibility to choose from a one-year or three-year term.

To learn about programs for state, local, and regional government agencies, visit www.microsoft.com/industry/government/howtobuy/state/state.aspx.

Home Use Program for government employees

Many government employees are entitled to use Microsoft Office software on their home computer as part of the Microsoft Home Use Program (HUP). The HUP is a benefit of Microsoft Software Assurance that offers employees the latest version of Microsoft Office for their home computers through a low-cost download. Home use helps support flexible work environments and helps improve employee satisfaction and productivity by accelerating familiarity with the newest Microsoft Office products.

Choosing the right option

A variety of programs can be tailored to the size and purchasing preference of your organization.

Small and midsize government organizations

For small and midsize government organizations, Microsoft Volume Licensing has three options that offer flexibility and are sized right for your organization's needs and procurement procedures: Open Value for Government, Open Value Subscription for Government, and Open License for Government.

To better align with government organization procurement requirements, a one-year Open Value Subscription option is available with Open Value Subscription for Government. This option gives government organizations the flexibility to choose from a one-year or three-year term.

Program	Description
Open License for Government	Acquire licenses from your choice of qualified resellers through an easy, one-time transaction. Software Assurance is optional.
Open Value for Government*	Offers simplified license management, predictable software costs, and spread payments. Software Assurance is included.
Open Value Subscription for Government*	Get the same benefits as Open Value for Government with lower up-front costs. This program provides access to Microsoft software licenses for the term of the agreement through subscription-based licensing. A one-year Open Value Subscription option is also available for eligible government customers.

*Not available in some countries/regions. Contact your reseller to check current availability.

Microsoft Volume Licensing Guide

Midsized and large government organizations

For midsized and large government organizations, Microsoft Volume Licensing offers programs that provide a cost-effective way to simplify license management and help increase employee productivity.

Program	Description
Enterprise Agreement for Government	Standardize technology across your organization with the latest Microsoft products. Provides simplified license management with a single agreement, predictable software costs, and spread payments. Software Assurance is included.
Enterprise Subscription Agreement for Government	Get the same benefits as the Enterprise Agreement with lower up-front costs. Includes access to Microsoft software licenses only for the term of the agreement through subscription-based licensing. Software Assurance is included.
Select Plus for Government	Acquire Microsoft software licenses and services at any affiliate or department level, while realizing advantages as one organization. Select Plus offers the flexibility to acquire licenses as needed, a single agreement with no specific end date, and a single Lead Affiliate customer ID to streamline account management. Software Assurance is optional.

Microsoft Volume Licensing Guide

Comparing Volume Licensing programs for government

	Open License for Government	Open Value for Government ⁴	Open Value Subscription for Government ⁴	Select Plus for Government ⁵	EA for Government	EA Subscription for Government
Number of users or devices	Minimum ⁵	Minimum ⁵		Any; price levels start at 500 points per pool	250 or more	
Licensing offerings	License, License and Software Assurance, and Software Assurance for renewals or eligible OEM ¹ and FPP ² purchases	License and Software Assurance and Software Assurance renewals		License, License and Software Assurance, and Software Assurance for renewals or eligible OEM and FPP purchases	License and Software Assurance and Software Assurance renewals	
Pricing	Based on desktop PCs and License and Software Assurance orders			Automatic-tiered pricing based on product pools	Based on desktop PCs	
Agreement term	Two years, not renewable	Three years, renewable. One-year option for Open Value Subscription		Agreement never expires	Three years, renewable	
Payment options	Up-front payment	Annual payments or up front		Annual payments		
How to buy	A broad reseller channel			Microsoft Authorized Licensing Solutions Provider (LSP) only	Direct relationship with Microsoft, supported by Authorized Enterprise Software Advisors or indirectly through an LSP	
Product fulfillment	Acquired separately	Provided with initial order; additional media must be obtained separately at a cost		Provided with initial order; updates are provided throughout the agreement term		
Software Assurance	Option to add	Included		Option to add	Included	
Online Services ³	Not offered	Offered		Not offered	Offered	

¹Original equipment manufacturer (OEM)

²Full packaged product (FPP)

³Online services refer to applications hosted at Microsoft Data Centers with client bits that may or may not be installed locally. They are priced monthly and billed annually for the term of the agreement.

⁴Not available in some countries/regions. Contact your reseller to check current availability.

Note: Additional programs exist for government partners in certain countries/regions where Standard Indirect forms are not used.

Microsoft Volume Licensing Guide

Taking the next step

- ▶ The Microsoft License Advisor (www.microsoft.com/licensing/mla/) can help you prepare your licensing plan. This online tool provides Volume Licensing program comparisons and guidance, simplifies Microsoft product selection through a series of questions, and produces a downloadable report and estimated retail price (ERP) or recommended retail price (RRP) quote. Microsoft License Advisor also enables you to share your quote securely with a Microsoft Reseller.
- ▶ Volume Licensing experts, including Microsoft representatives and partners or an authorized reseller near you, can provide guidance and insight about how to acquire or renew Microsoft volume licenses.

United States and Canada

- ▶ Federal agencies: www.microsoft.com/industry/government/howtobuy/federal/default.aspx
- ▶ Department of Defense (DoD): www.microsoft.com/industry/government/howtobuy/federal/DoD.aspx
- ▶ State and local government customers: www.microsoft.com/industry/government/howtobuy/state/state.aspx

Worldwide

- ▶ Organizations outside of the United States should contact the local Microsoft office. Find contact information at www.microsoft.com/worldwide.

More resources

Use these resources to learn more about Microsoft Volume Licensing for Government:

- ▶ Learn about Microsoft programs for government organizations. Visit the Microsoft in Government website at www.microsoft.com/industry/publicsector/government/default.mspx.
- ▶ Discover more about what Volume Licensing can do for your organization at www.microsoft.com/licensing.
- ▶ Review the Product Terms a list of the products that are available under Microsoft Volume Licensing at www.microsoft.com/licensing/products/products.aspx.
- ▶ View the government eligibility requirements at www.microsoftvolumelicensing.com/DocumentSearch.aspx?Mode=3&DocumentTypeId=6

Microsoft Volume Licensing Guide

Chapter 4: Choosing a Volume Licensing program for a nonprofit organization

These programs are for eligible nonprofit organizations that want to acquire five or more licenses.

Transactional licensing

With transactional Volume Licensing agreements, you acquire perpetual software licenses (meaning the institution owns the licenses) while eliminating the costs and packaging of retail software.

Microsoft has one transactional Volume Licensing agreement for nonprofit customers: Microsoft Open License for Nonprofits.³

Open License for nonprofits

With the Microsoft Open License for Nonprofits agreement, eligible nonprofit organizations can acquire multiple software licenses—rather than multiple software packages—at reduced prices. Your organization needs to purchase only one complete software package license and enough licenses to cover the remaining number of computers.

Open License for Nonprofits simplifies purchasing licenses, making it easier for you to get what you want when you need it. The agreement also gives you the flexibility to adjust your technology solutions to meet your organization's future needs. Office 365 is also an option for eligible nonprofit organizations. Learn more at www.microsoft.com/about/corporatecitizenship/en-us/office365-for-nonprofits/.

In geographies where a software donations program is also available, the Open License for Nonprofits agreement can be a supplementary program to the donations program. Nonprofit organizations that are eligible for free software through the donations program can purchase software licenses at discounted prices through the Open License for Nonprofits program.

This easy, user-friendly licensing program includes benefits such as the following:

- ▶ **Simplicity.** The program is easy to understand and administer, with simple, clear terms for acquiring software licenses.
- ▶ **Flexibility.** The program is flexible enough to meet the needs of a broad range of organizations. You can choose from a wide selection of licensed products. After an initial order of five or more licenses, you can reorder as few as one license, so you order only what you need.
- ▶ **Availability.** You can acquire Microsoft products through Open License for Nonprofits, where available, from any approved Volume Licensing reseller.
- ▶ **Compliance.** With the Volume Licensing Service Center (VLSC), you receive license confirmation information electronically and can quickly and easily view your license purchase history—so you never have a question about which licenses you own.

³ Open License for Nonprofits is not available in all countries/regions. Contact your local Microsoft office regarding availability

Microsoft Volume Licensing Guide

How to acquire nonprofit discounts

Eligible charity organizations receive special pricing for Open License for Nonprofits. To buy product licenses at the reduced volume license prices, and to see if Open License for Nonprofits is available in your country or region, contact your Microsoft subsidiary or software reseller.

To acquire product licenses through Open License for Nonprofits, your organization must qualify as a charitable organization. Your reseller can help you determine if Open License for Nonprofits is available in your country or region and if you qualify. Eligibility definitions are available at the Volume Licensing website at www.microsoftvolumelicensing.com/userights.

More resources

Use these resources to learn more about Microsoft Volume Licensing for nonprofits:

- ▶ Download the list of Open License for Nonprofits resellers in the United States. The document is available under Downloads from the Open License for Nonprofits webpage at www.microsoft.com/licensing/licensing-options/charity-resellers.aspx.
- ▶ Discover more about what Volume Licensing can do for your organization at www.microsoft.com/licensing.
- ▶ Learn how to request a software donation for your nonprofit organization at www.microsoft.com/about/corporatecitizenship/en-us/nonprofits/whos-eligible/.

Microsoft Volume Licensing Guide

Chapter 5: Choosing a Volume Licensing program for your school or university

These programs are for educational institutions such as schools, colleges, and universities that want to acquire five or more licenses.

For educational institutions purchasing software licenses in quantity and managing software across multiple computers, Volume Licensing programs are an effective way to reduce the total cost of software ownership.

Microsoft offers both “transactional” and “subscription” Volume Licensing programs for education customers.

Transactional licensing

With transactional Volume Licensing programs, you acquire perpetual software licenses (meaning the institution owns the licenses) while eliminating the costs and packaging of retail software.

Microsoft has two transactional Volume Licensing programs for education customers: Microsoft Open License for Academic and Microsoft Select License for Academic.

Open License for Academic

Open License for Academic is a widely accessible and cost-effective way for education institutions of all sizes to easily license Microsoft software, starting with as few as five licenses.

You simply determine the number of software licenses your institution wants to acquire and place the order with an Authorized Education Reseller. After obtaining your licenses, you can order media from a Microsoft-approved fulfillment source, eliminating bulky boxes and the associated expense. License confirmations are distributed electronically and posted on a secure site on the Internet.

This easy, user-friendly licensing program includes benefits such as the following:

- ▶ **Flexibility.** Get exactly what your institution needs—as many or as few licenses as you want. This program also gives you a wide choice of some of the best Microsoft software products. In addition, you can begin with an order of only five licenses; then you can order as few as one license at a time at your convenience.
- ▶ **Availability.** With Open License for Academic, getting your preferred Microsoft software is as easy as finding an Authorized Education Reseller.
- ▶ **Compliance.** Quickly and easily view your license purchase history by using the Volume Licensing Service Center (VLSC). Open License for Academic provides you with simple tools, so you always know exactly what licenses you currently own.

Select License for Academic also offers the Student Select program, which gives you the option of purchasing licenses and media for limited products and transferring them to your students. These orders are placed by using a special Student Select Enrollment under the Academic Select License agreement.

Select Plus for Academic

Select Plus for Academic is for midsize and large education customers or aggregate groups (such as educational consortia) that want to purchase their software licenses and services at the affiliate level—such as site or department—yet have the same advantages that come from purchasing as a single institution.

Microsoft Volume Licensing Guide

Helping your institution get the most value from your software investment, Select Plus for Academic benefits include the following:

- ▶ **Accessible, flexible purchasing.** Select Plus for Academic uses a single, institution-wide agreement that supports both centralized and decentralized purchasing of licensed products on an as-needed basis. Like the Campus and School Agreement, the Select Plus for Academic Agreement has no specific end date and simplifies budgeting for short- and long-term IT needs.
- ▶ **Better manageability.** With Select Plus for Academic, you have fewer agreements to track and manage. Because all affiliate purchases are tied to their own unique customer IDs, you have a clear view of your entire license and software asset portfolio—either in a comprehensive report containing all affiliates or an individual report that gives you the ability to drill down into a specific affiliate.
- ▶ **Better returns with Software Assurance.** Select Plus for Academic helps you maximize your return on investment (ROI) because Software Assurance is automatically prorated to your third affiliate account anniversary, eliminating the need to track multiple Software Assurance coverage expiration dates.

Subscription licensing

Microsoft has two subscription licensing offerings for education customers: the Enrollment for Education Solutions and the School Enrollment. Both offer a subset of products—including specific application, system, and Client Access License products, designated by Microsoft as “desktop platform products”—that are licensed on an organization-wide basis.

To get started with your subscription, you place an order for desktop platform products in a quantity that is equal to your organization-wide count of full-time equivalent (FTE) employees or students (for Enrollment for Education Solutions) or PCs (for School Enrollment). For products licensed organization-wide, even if the number of devices or users increases, you remain fully licensed throughout the designated term, and you only need to report an increase in the number of your FTE employees, students, or PCs on your annual order.

All products licensed through either subscription offering include Software Assurance, a comprehensive maintenance offering that helps you maximize your software investment.

The **Enrollment for Education Solutions (EES)** is available to both primary/secondary and higher education institutions. EES offers the simplicity of counting people and the flexibility to order additional products in any quantity as needed.

The **School Enrollment** is for primary/secondary schools and preschools. This enrollment offers the simplicity of licensing all products organization wide with an annual count of your institution’s PCs.

Subscription licensing offers many benefits, including the following:

- ▶ **Easy compliance.** Because all of your computers and users are covered throughout the subscription term based on an annual count of your FTE employees or students (EES) or PCs (School Enrollment), it is easy to ensure that your institution is fully licensed for the products that you selected organization-wide.
- ▶ **Low administration.** Subscription licensing eliminates the need to track licenses for the selected products on every computer, which can be especially helpful for managing software assets in a decentralized environment.
- ▶ **Simple budgeting and purchasing.** One annual payment covers all of the products that you have selected for the year.
- ▶ **Current technology.** With subscription licensing, your licensed users can run the most current version of the software products that are included in the subscription.
- ▶ **Value.** By standardizing on a platform of products, you reduce your total cost of software ownership while helping increase productivity and access to current technology. In addition, Software Assurance is included with your licenses. This provides additional support resources, tools, and E-Learning courses.

Microsoft Volume Licensing Guide

Student licensing

With the following options, it is easy to provide your students with the software that they need. Through the Student Option, you can license your students for use of one or more of the available EES or School Enrollment application, system, or CAL products on a personally owned computer or an institution-owned computer designated for a student's exclusive use (a portable computer checked out to a student for the school year, for example).

With the **Student Advantage** benefit, when you license Office 365 ProPlus or Office Professional Plus organization-wide for all of your faculty and staff employees through the EES program, you qualify for no-cost Office 365 ProPlus subscription licenses for your students through the EES Student Option.

How to acquire academic discounts

Microsoft Authorized Education Resellers are specially trained and authorized to sell academic edition software products and licenses to qualified educational users. To find an Authorized Education Reseller in the United States or Canada, use the Authorized Education Reseller Finder tool at the Microsoft Education website at www.microsoft.com/education/en-us/buy/licensing/Pages/resellers.aspx. For educational institutions outside of North America, contact your local Microsoft office or visit your regional Microsoft Licensing website. Visit the Microsoft Worldwide website at www.microsoft.com/worldwide to locate your regional website.

Work at Home

Educational institutions that have acquired licenses through Microsoft Academic Volume Licensing programs can grant to their faculty and staff the right to use a second copy of a limited selection of products on either a home or portable computer.

Open License for Academic and Select Plus for Academic Work at Home licenses

For each copy of Microsoft Office that you license, the primary user of the computer on or from which the product is run can also run a second copy from either a laptop or desktop computer that he or she owns or leases. The user can use the software only while the agreement is active.

Enrollment for Education Solutions and School Enrollment Work at Home licenses

Work at Home (WAH) licenses for EES and School Enrollment customers are available for all application, system, and CAL products at no extra cost. These limited rights permit using licensed products on a personally owned computer for work-related purposes only. You can extend these rights to your faculty and staff members only for licensed products for which you have institutional licenses through your enrollment.

MSDN Academic Alliance membership

With an EES or School Enrollment, your institution is eligible to receive an organization-wide, free online subscription of DreamSpark technology for instructional use by your teachers and students in your classrooms and labs. DreamSpark enables you to equip your labs with the latest Microsoft developer, design, and server tools to support personal or in-class learning for your students and educators. With a DreamSpark membership, students get the professional-level developer and designer tools they would use to build real sites, apps, and games for the Xbox LIVE online game system and Xbox 360 video game and entertainment system, Kinect sensor, Microsoft Windows Phone, and more. DreamSpark enables students to get a head start on a career or do better in class.

This complimentary membership is not provided through the Open License for Academic or Select License for Academic programs. To enroll in an MSDN Academic Alliance program, visit the Microsoft DreamSpark website at www.dreamspark.com.

Guide to Microsoft Volume Licensing

Student licensing

All the Microsoft academic licensing programs (except Open License for Academic) offer a way to pass savings on to students.

Select Plus for Academic offers Student Select Plus, through which you can purchase licenses and media for a limited selection of products and transfer them to students. These orders are placed by using an affiliate enrollment under the Select Plus for Academic Agreement.

The EES and School Enrollment programs offer a Student Option. With this option, students are licensed to use selected products on a personally owned computer or an institution-owned computer designated for the student's exclusive use.

Taking the next step

- ▶ Visit www.microsoft.com/licensing/licensing-options/for-industries.aspx to learn more about your options.
- ▶ Microsoft License Advisor (www.microsoft.com/licensing/mla) can help you prepare your licensing plan. This online tool provides Volume Licensing program comparisons and guidance, simplifies Microsoft product selection through a series of questions, and produces a downloadable report and estimated retail price or recommended retail price quote. Microsoft License Advisor also enables you to share your quote securely with a Microsoft Reseller.
- ▶ Volume Licensing experts, including Microsoft representatives and partners or an authorized reseller near you, can provide guidance and insight about how to acquire or renew Microsoft volume licenses.

United States and Canada

- ▶ Find an Authorized Education Reseller or Licensing Solution Provider online at www.microsoft.com/education/en-us/buy/licensing/Pages/resellers.aspx.
- ▶ Call toll-free at (800) 426-9400 in the United States or (877) 568-2495 in Canada.

Worldwide

- ▶ For educational institutions outside of North America, contact your local Microsoft office at www.microsoft.com/worldwide or visit your regional Microsoft Licensing website at www.microsoft.com/licensing/worldwide.aspx.

Guide to Microsoft Volume Licensing

Chapter 6: Microsoft Volume Licensing programs for software and service partners

Microsoft offers special licensing agreements for independent software vendors (ISVs) and service providers that want to integrate Microsoft software into their own solutions and/or services.

The Independent Software Vendor Royalty Licensing and Distribution Program is for ISVs that are interested in integrating Microsoft software products into their solutions. Similarly, the Services Provider License Agreement (SPLA) is for service providers that want to license Microsoft products so that they can provide software services to their customers. Both the ISV and SPLA programs offer enrollees benefits, including opportunities for cost reduction and the means for extending sales options.

Partner Type	Description
ISV	ISVs are organizations that exclusively develop software or software solutions instead of being part of a computer system or being a hardware manufacturer; at least 30 percent of the company's overall revenue comes from the sales of licenses of that solution.
Service Provider	Service Providers offer a variety of services to their customers, including direct or indirect access to Microsoft licensed products, such as hosted websites or line-of-business (LOB) applications; software services that interact with Microsoft products where the partner, not the customer, is the licensee; facilitating a customer's business, including business transactions with third parties, through software services that interact with Microsoft products; and access to and use of any application, Microsoft or otherwise, with the application running on a server and interacting with a Microsoft product.

ISV Royalty Licensing Program

The Microsoft ISV Royalty Licensing Program is a worldwide software licensing program for all solutions partner segments. The program gives ISVs a convenient way to license Microsoft products and integrate them into a Unified Solution, which can then be replicated and distributed fully licensed.

The ISV Royalty Licensing Program provides access to a wide range of Microsoft products. Get the most recent ISV Royalty Product List (updated quarterly) from your authorized [ISV Royalty Licensing Program distributor](#) to see the wide selection of Microsoft products available for the ISV Royalty Licensing Program (does not include desktop PC operating systems, server operating systems, or online services).

Program enrollment requirements

To enroll in the ISV Royalty Licensing Program, your organization must meet eligibility requirements by doing the following:

- ▶ **Develop a Unified Solution.** Your value-added Unified Solution uses Microsoft products, adds significant and primary functionality, and is distributed through a tangible medium.

Guide to Microsoft Volume Licensing

- ▶ **Designate a licensed products distributor.** Work with an authorized [ISV Royalty Licensing Program distributor](#) to complete the ISV Royalty License and Distribution Agreement.
- ▶ **Provide technical support.** You are responsible for providing technical product support to your users for the Microsoft products included in the Unified Solution.
- ▶ **Comply with the Microsoft license terms.** Incorporate any applicable Microsoft license terms into the user agreement for the Unified Solution.
- ▶ **Sign agreements.** Complete the ISV Royalty License and Distribution Agreement, the Microsoft Business and Services Agreement (MBSA), and signature form. To obtain these documents, contact a distributor (listed at <https://mspartner.microsoft.com/en/us/Pages/Solutions/isv-royalty-licensing-distributors.aspx>).

Learn more about the ISV Royalty Licensing Program at the Microsoft Volume Licensing website at www.microsoft.com/licensing/licensing-options/isv-program.aspx.

Services Provider License Agreement

With the Services Provider License Agreement, a services provider organization can license Microsoft products on a monthly subscription basis for a three-year agreement term. The organization can then use these products to provide software services and hosted applications to its customers. The SPLA may be right for you if you have one of the following business scenarios:

- ▶ Your organization provides your customers with direct or indirect access to Microsoft licensed products, such as hosted websites or LOB applications through Microsoft server products.
- ▶ Your organization offers your customers software services that interact with Microsoft licensed products. In this scenario, you, not the customer, are the licensee.
- ▶ Your organization facilitates your customer's business, including business transactions with third parties, through software services that interact with Microsoft products.
- ▶ Your organization provides your customers with access to, and use of, any application, Microsoft or otherwise, and the application is running on a server and interacts with a Microsoft product on that server.

Tip...

The Services Provider License Agreement is the only program that gives you the right to license Microsoft products for commercial hosting.

Software services

For service providers, software services are online services that you provide to your customers to make licensed products available to them. These software services display, run, access, or otherwise interact with Microsoft licensed products. You provide software services from one or more data centers through the Internet, a telephony network, or a private network on a rental, subscription, or services basis, whether or not the service provider receives a fee. The SPLA makes offering software services easier because you are the licensee, not the customer.

Program benefits

The SPLA offers the following benefits:

- ▶ **Deliver a customized service.** Get the flexibility to deliver tailored IT services to your customers through a dedicated or shared hosting environment. Increase the value of your services by managing software use rights for your customers.
- ▶ **Pay as you go with no up-front costs.** Pay only for the products that you made available to your customers the previous month. There are no start-up costs, monthly sales requirements, or long-term commitments.
- ▶ **Access the most current product versions.** Give your customers the most current and capable Microsoft platform. Download your products at no charge through the Volume Licensing Service Center (VLSC) instead of ordering physical media.

Guide to Microsoft Volume Licensing

- ▶ **Try before you buy.** Test and evaluate products internally before offering them to your customers as a service.
- ▶ **Receive prior version rights.** Rights to prior product versions enable you to support a seamless transition for developers and ISVs to move to the SPLA and have a hosted business model.
- ▶ **Outsource data center services.** Install Microsoft products on servers under the day-to-day management and control of an outsourcing company. That company can then perform data center administration, testing, and maintenance support services on your behalf.
- ▶ **Install at customer facilities.** Install Microsoft products on devices you own or lease and that are located on your customer's premises.
- ▶ **Offer demonstrations and evaluations.** You can have up to 50 active user IDs for service/product demos and give your customers a free 60-day trial period.
- ▶ **Include your affiliates.** Include affiliates under a single agreement.
- ▶ **Expand your reach to academic institutions.** Expand your business with specific price offerings available to your academic customers through the SPLA.

Program requirements

The following are the primary requirements to participate in the SPLA. For complete program requirements, see the SPLA Program Guide on the Microsoft Volume Licensing website at www.microsoft.com/licensing/licensing-options/spla-program.aspx.

- ▶ **Enroll in the Microsoft Partner Network (MPN).** You must be a member of the Microsoft Partner Network. If you are not a member, learn how to enroll at the Volume Licensing website at <https://mspartner.microsoft.com>.
- ▶ **Sign a Microsoft Business and Services Agreement (MBSA).**
 - Service providers that have an existing MBSA through another Volume Licensing agreement (Enterprise Agreement, Enterprise Subscription Agreement, Select Plus,* or ISV Royalty Licensing) should work with their Microsoft account manager and/or reseller to provide their MBSA number and link the MBSA to their SPLA.
 - Service providers that do not have an existing MBSA are required to sign one when they sign an SPLA.

*Effective July 1, 2016, in markets where the MPSA is available, Microsoft will stop accepting new orders and Software Assurance renewals through existing commercial Select Plus agreements at your next agreement anniversary date. This retirement does not apply to government and academic Select Plus agreements. More information is at www.microsoft.com/selectfaq.
- ▶ **Designate a licensed products reseller.** Work with an authorized SPLA reseller to complete the SPLA and MBSA.
- ▶ **Provide monthly reporting on software licenses.** Submit either a monthly use report of at least US \$100 or a Zero Use report (non-consecutive) to your SPLA reseller. You must also report on all licenses that you made available to your customers for your affiliates and software services resellers.
- ▶ **Submit a monthly invoice payment.** The SPLA reseller invoices you monthly based on the number of licenses reported in your monthly use report. You are responsible for submitting your payment to the SPLA reseller by the agreed date.
- ▶ **Comply with the Services Provider Use Rights (SPUR).** The SPUR is roughly the equivalent of the Product Terms for products licensed under the SPLA. The SPUR specifies use rights and conditions that apply to a customer's use of the licensed products. Microsoft may revise the SPUR at any time. The SPUR is updated quarterly and is available for download at the Volume Licensing website:
www.microsoftvolumelicensing.com/DocumentSearch.aspx?Mode=3&DocumentTypeId=2

Guide to Microsoft Volume Licensing

Resources

- ▶ Learn about becoming an SPLA reseller: www.microsoft.com/hosting/en/us/licensing/splahowto.aspx
- ▶ See the SPLA resources: www.microsoft.com/licensing/licensing-options/spla-program.aspx

Chapter 7: Using products licensed through a Microsoft Volume Licensing program

Software products licensed through a Microsoft Volume Licensing program are subject to the Product Terms (or its predecessor, the Product Use Rights [PUR]), which govern the use of the software.

Microsoft does not sell its products to customers. Instead, customers purchase the right to use the product in a specific manner. This is called a product license. All product licenses come with agreements that define and govern how you can use the software.

When a product license is purchased through a Microsoft Volume Licensing program, its use is governed by the Product Terms, together with the Microsoft Volume Licensing program agreement.

The Product Terms document contains both information on product availability by Volume Licensing program (information previously published in the Product List) and the product-specific terms and conditions that govern how Microsoft products can be used in the Volume Licensing programs. The use rights content included in the Product Terms is roughly the equivalent of the Software License Terms that you receive when acquiring a retail product. Much of the wording is common to both the Software License Terms and the use rights content of the Product Terms. This document is updated monthly. Customers' Volume Licensing program agreement identifies which Product Terms apply to use of a given Product. For MPSA and Open License customers, generally the Product Terms in effect when a license is acquired govern use of software under that license. For Enterprise Agreement customers, the Product Terms (or Product Use Rights [PUR]) that is in effect as of the beginning of the licensed period applies to the use of then current product versions throughout the licensed period. If a new version is released, use of the new version is governed by the most current Product Terms.

Product licensing models

Different products use different licensing models. A desktop application program, such as Microsoft Office, is licensed differently than a server product, such as Windows Server. The nine Microsoft licensing model categories are described below.

Desktop applications—per-device license

You must acquire a license for each device that is using the software (locally or remotely over a network). You can install any number of copies and any prior version on the device or on a network device to support that use. You can also install those copies on the host operating system or in a virtual hardware system.

Guide to Microsoft Volume Licensing

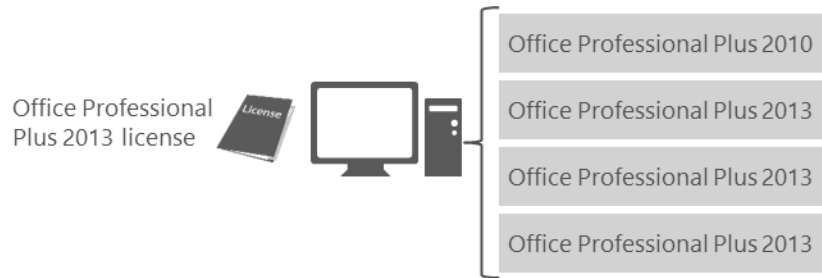


Figure 1: You can install more than one copy on the licensed device. You can access copies of the software installed on a network device only from a device that has a license for the software.

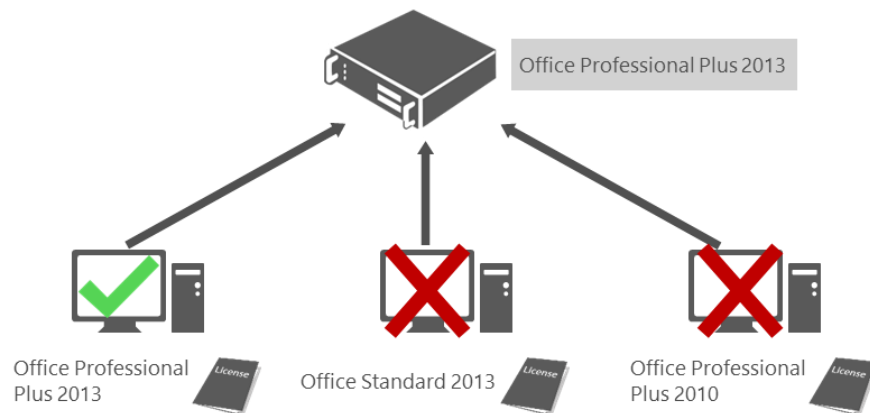


Figure 2: The device you use to access software remotely must be licensed for the same or higher edition, but not an earlier version.

Desktop operating systems—per copy, per device license

You must acquire a license for each device on or from which you access or use the software (locally and remotely). You can install only one copy on the device. You can install that copy on the host operating system or in a virtual (or otherwise emulated) hardware system. In Volume Licensing, the desktop PC operating system license is an “upgrade license.” You can acquire upgrade licenses only for devices for which you have already licensed a “qualifying operating system.” A list of “qualifying operating systems” that qualify for an upgrade license is provided in the Product Terms, which you can find at www.microsoft.com/licensing/products/products.aspx.

If you acquire Windows Software Assurance for a device, you can run up to four additional instances in virtual operating systems on the licensed device. If you acquire Windows Software Assurance per User or Windows Virtual Desktop Access per User, the licensed user can install Windows Enterprise locally on any device licensed for Windows 7 Pro or Enterprise, Windows 8 Pro or Enterprise, or Windows 8.1 Pro or Enterprise, and access Windows images remotely or from a USB drive by using any supported device.

Guide to Microsoft Volume Licensing

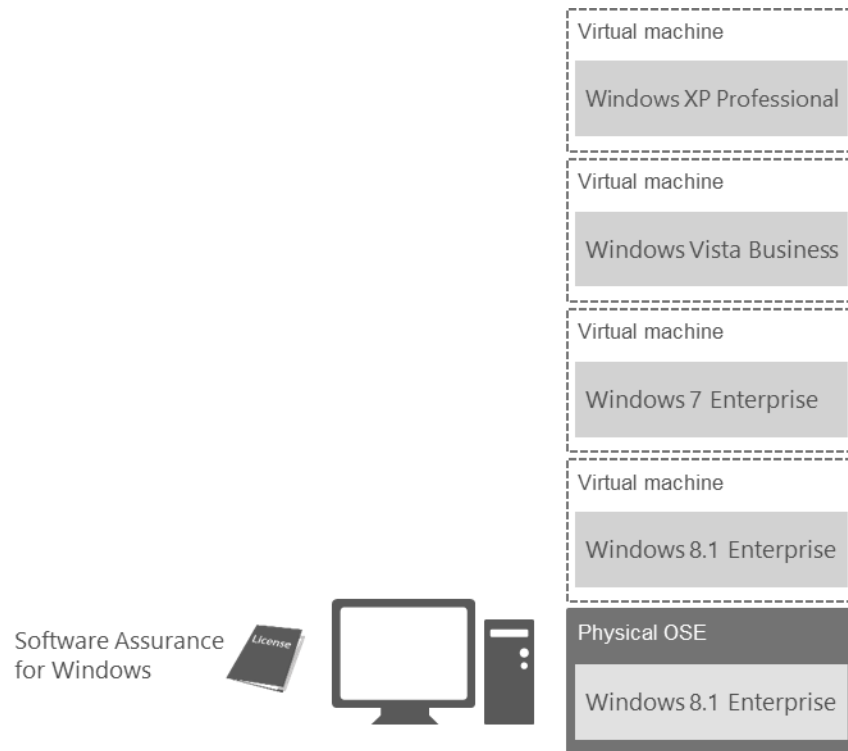


Figure 3: A device with active Software Assurance may have Windows 8.1 Enterprise running in the physical operating system environment and a mix of Windows editions and versions running in four virtual operating system environments all on the same physical device.

Developer tools—per user license

You must acquire a license for each user you permit to access or use the software. You can install any number of copies on any number of devices for access and use by one user to design, develop, test, and demonstrate programs. Only licensed users can access the software.

Online services—user or device subscription license, services subscription license, or add-on subscription license

For organizations with more than five users, Microsoft offers a new way to quickly subscribe to and use Microsoft Online Services, and organizations with as few as five users can subscribe to and use Microsoft Online Services. Because Online Services are subscription-based, you pay per user per month or per user per year. With the new Microsoft Online Subscription Program (MOSP), you can quickly subscribe online, rapidly deploy services, and manage your licenses by using an online management tool.

Licensing under the online services model includes one or more of the following:

- ▶ **User Subscription License or Device Subscription License (User SL or Device SL).** For offerings that require these, User SLs and Device SLs are needed for each user or device that accesses the online service.
- ▶ **Services Subscription License (SSL).** For offerings that require these, this license applies to the entire organization's use of the online service. User, Device, or Add-on SLs may also be required, depending on the service offering.
- ▶ **Add-on Subscription License (Add-on SL).** This license sometimes is used instead of or in addition to USLs, DSLs, and SSLs. Its purpose varies. For example, it can apply to a specified number of consumed units, such as gigabytes of

Guide to Microsoft Volume Licensing

storage, or it can apply to a single server accessed by external users. Add-on subscription licenses are not always required.

If you have Enterprise Agreements or Campus and School Agreements, Microsoft recommends that you purchase online services through your existing Volume Licensing agreement to obtain optimized price advantages for volume purchases.

If you purchase through Microsoft Open License, Open Value, Select License, and Select Plus,* Microsoft recommends that you evaluate and determine how subscribing to Microsoft Online Services can support your IT strategy. For more information, visit the Microsoft Online Services site at www.microsoftonline.com.

*Effective July 1, 2016, in markets where the MPSA is available, Microsoft will stop accepting new orders and Software Assurance renewals through existing commercial Select Plus agreements at your next agreement anniversary date. This retirement does not apply to government and academic Select Plus agreements. More information is at www.microsoft.com/selectfaq.

Servers—operating systems—processor license + CAL + optional external connector

With most products, you must acquire a license for each running instance of the server software that you run on a server. You can run that instance in a physical or virtual operating system environment (OSE). By exception to the licensing model, some products provide broader use rights. For example, a Windows Server 2012 R2 Standard edition license permits up to two OSEs at a time on the licensed server. With some products, such as Windows Server 2012 R2 Datacenter edition, you can run any number of instances at the same time.

Operating system	Permitted instances on a single server (physical OSE + virtual OSEs)
Windows Server 2012 R2 Standard	1* + 2
Windows Server 2012 R2 Datacenter	1+ Unlimited

*If running the maximum allowed instances, the instance in the physical OSE can only be used to run hardware virtualization software, provide hardware virtualization services, or run software to manage and service OSEs on the licensed server.

Figure 4: The number of permitted instances for each operating system license.

Except as outlined in the Product Terms, all server operating system products require a CAL for each user or device that accesses the server software. Device CALs and User CALs are two types of CALs:

- ▶ A **Device CAL** licenses a device for use by any user to access instances of the server software
- ▶ A **User CAL** licenses one user to use any device to access instances of the server software.

CALs are version-specific. They must be the same version or later than the server software being accessed. CALs permit access to servers licensed by the same entity. They do not permit access to another entity's licensed servers.

Guide to Microsoft Volume Licensing

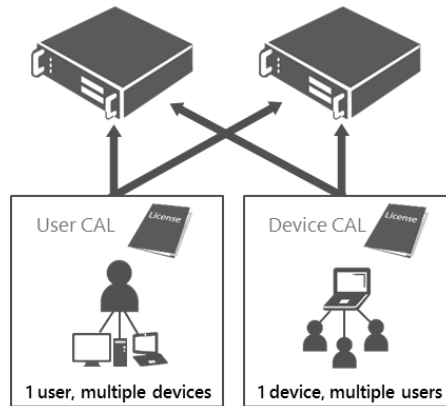


Figure 5: CAL assignment based on user or device.

You can deploy network architectures that use hardware or software to reduce the number of devices or users that **directly** access the software on a server. This is referred to as multiplexing or pooling. This does not reduce the number of CALs required to access or use the server software. A CAL is required for each device or user that is connected to the multiplexing or pooling software or hardware front end.

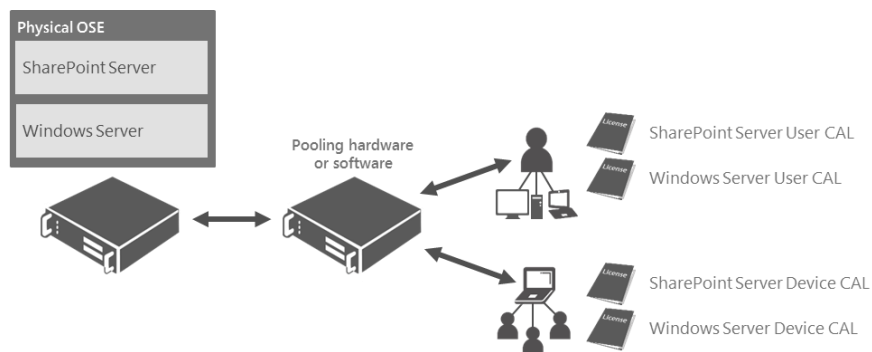


Figure 6: Multiplexing: Users and devices can indirectly access the Windows or SharePoint Server software as shown in the diagram. Indirectly accessing the server software does not negate the requirement for a CAL. In the example, each user and/or device on the right is required to have a Windows Server CAL and a SharePoint Server CAL.

An External Connector (EC) license is an alternative to CALs for each server that external users access. External users are users who are not employees or on-site contractors. An EC license assigned to a server permits access by any number of external users, as long as that access is for the benefit of the licensee and not the external user. Each physical server that external users access requires only one EC license regardless of the number of instances running. The right to run instances of the server software is licensed separately; the EC, like the CAL, simply permits access. EC licenses, like CALs, are version-specific and functionality-specific. They must be the same version or later than the server software being accessed. The decision whether to acquire CALs or an EC is primarily a financial one.

Servers—management servers—management license (server or client)

Under the Management Servers licensing model, you must acquire and assign the appropriate Management License (ML) for the device or OSE that will be managed. Included with the ML are the rights to run the corresponding Management Server Software. Separate Management Server software licenses are NOT required.

Guide to Microsoft Volume Licensing

Two categories of MLs are available: server and client. The category of ML required depends on the operating system software running within an OSE. OSEs running server operating system software require server MLs. OSEs running any other operating system software require client MLs.

Licenses required for managed servers

One type of server ML is available: OSE. An OSE server ML permits you to use the Management Server Software to manage the number of OSEs corresponding to its edition. All of the server MLs that you assign to a server must be of the same edition.

Note: Microsoft System Center 2012 R2 Standard and Datacenter editions provide the same Management Server Software components.

Standard Edition server MLs

The number of OSE server MLs that you need depends on the number of physical processors there are on the server on which the managed OSEs run and the number of OSEs you manage on that server. You must calculate the licenses you need based on each, as described below, and acquire and assign to your server the greater number of licenses.

- ▶ **Counting licenses based on processors.** Each license covers up to two physical processors, so you must count the number of physical processors on the server, divide that number by two, and round up to the nearest whole number.
- ▶ **Counting licenses based on managed OSEs.** Each license permits you to manage up to two OSEs, so you must count the number of OSEs you manage on the server, divide that number by two, and round up to the nearest whole number. An exception to this rule is when the physical OSE on your server is being used solely to run hardware virtualization software, provide hardware virtualization services, and run software to manage and service OSEs on that device. In that case, you count only the number of virtual OSEs that you manage on the server, divide that number by two, and round up to the nearest whole number.

Datacenter Edition server MLs

The number of OSE server MLs that you need depends on the number of physical processors there are on the server on which your managed OSEs run. Each license covers up to two physical processors, so you must count the number of physical processors on the server, divide that number by two, round up to the nearest whole number, and acquire and assign that number of licenses to your server.

Provided you acquire and assign to your server the required number of Datacenter edition server MLs, as described above, you can manage any number of OSEs on that server.

Guide to Microsoft Volume Licensing

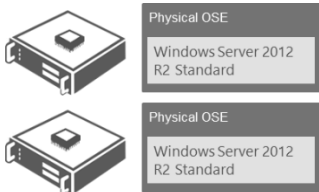

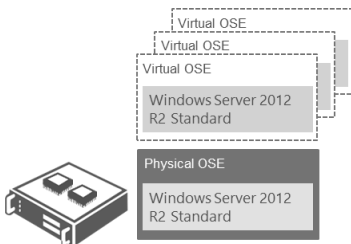
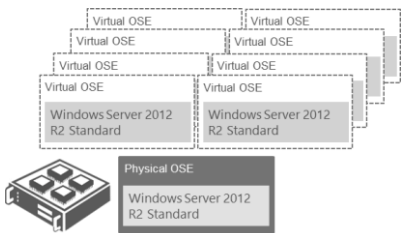
Server configuration		Standard server MLs required	Datacenter server MLs required	Rationale
2 one-processor servers, non-virtualized		2	2	A one-processor server requires at least one Server ML. A single Server ML cannot be used to license 2 one-processor servers.
1 four-processor server, non-virtualized		2	2	Two licenses are required because each Server ML covers up to two physical processors.
1 two-processor server and three virtual OSEs		2	1	Because one Standard Server ML supports two virtual OSEs, two licenses are needed to manage three virtual OSEs. Because one Datacenter Server ML supports unlimited OSEs, only one license is needed to run three virtual OSEs.
1 four-processor server and eight virtual OSEs		4	2	Because one Standard Server ML supports two virtual OSEs, four licenses are needed to manage eight virtual OSEs. Because one Datacenter Server ML supports unlimited virtual OSEs, two licenses are needed to cover four processors.

Figure 7: Examples of server ML requirements.

Licenses required for non-servers (clients)

Two types of client MLs are available: one for managed OSEs and one for users. You can choose either type or a combination of both.

- **OSE client MLs:** Each OSE client ML permits you to use the Management Server Software to manage one OSE. Any number of users can use that OSE. Provided you acquire and assign OSE client MLs to your device as described here, you can manage the OSEs on that device (one OSE per license).

Guide to Microsoft Volume Licensing



Figure 8: One OSE client ML permits managing an OSE used by any number of users.

- ▶ **User client MLs:** Each user client ML permits you to use the Management Server Software to manage one user's OSE. Users can use those OSEs on any number of devices. Provided you acquire and assign a user client ML to your user as described here, you can manage all of the OSEs used by that user. If you have more than one user using an OSE, and you are not licensed by an OSE, you must assign a user client ML to each of the users.



Figure 9: One user client ML permits managing any number of OSEs used by the licensed user.

In some cases, a third type of client ML is available. The Enterprise CAL Suite and Core CAL Suite and their respective CAL Suite Bridges are device client MLs. A device client ML permits you to use the Management Server Software to manage the OSEs on a device. Any number of users can use these OSEs. Provided you acquire and assign a device client ML to your device as described here, you can manage all of the OSEs on that device. Please refer to the Product Terms for information about which products permit management.

Servers—server/CAL—server license PLUS CAL PLUS optional external connector

With most server/CAL products, you must acquire a license for each instance of the server software that you run on a server. You can run that instance in a physical or virtual OSE. By exception to the licensing model, some products provide broader use rights.

Except as outlined in the Product Terms, all server/CAL products require a CAL for each user or device that accesses any instance of the server software. Two types of CALs are Device CALs and User CALs.

- ▶ **Device CAL.** Licenses a device for use by any user to access instances of the server software on licensed servers.
- ▶ **User CAL.** Licenses one user to use any device to access instances of the server software on licensed servers. CALs are version- and functionality-specific. They must be the same version or later than the server software being accessed.

You can deploy network architectures that use hardware or software to reduce the number of devices or users that **directly** access the software on a server. This is referred to as multiplexing or pooling. This does not reduce the number of CALs required to access or use the server software. A CAL is required for each device or user that is connected to the multiplexing or pooling software or hardware front end.

Guide to Microsoft Volume Licensing

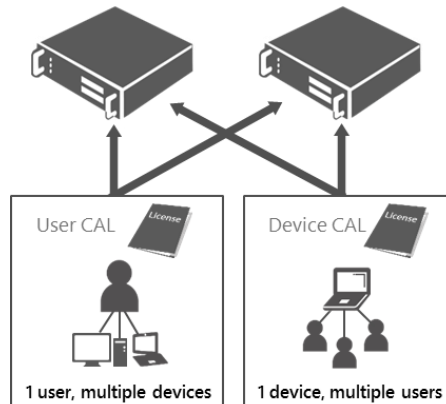


Figure 10: CAL assignment based on user or device.

Servers—per core—core license

You must have the appropriate number of core licenses for the server. You have two licensing options:

1. Physical cores on a server
2. Individual virtual operating system environment


Licensing by physical cores on a server

You can license based on all of the physical cores on the server. If you choose this option, the number of licenses required equals the number of physical cores on the server multiplied by the applicable core factor located in the [SQL Server Core Factor Table](#) (PDF, 304 KB).

With the Enterprise Edition, for each server to which you have assigned the required number of licenses, you can run on the licensed server any number of instances of the server software in a number of physical and/or virtual OSEs equal to the number of licenses assigned to that server. Thereafter, for each additional license that you assign to the licensed server, you can run instances of the server software in an additional OSE on that licensed server.

With the Standard Edition, for each server to which you have assigned the required number of licenses, you can run on the licensed server any number of instances of the server software in the physical OSE.

Guide to Microsoft Volume Licensing



PHYSICAL CORES IN THE PROCESSOR:	1	2	4	6	8
CORE LICENSES REQUIRED:	4	4	4	6	8

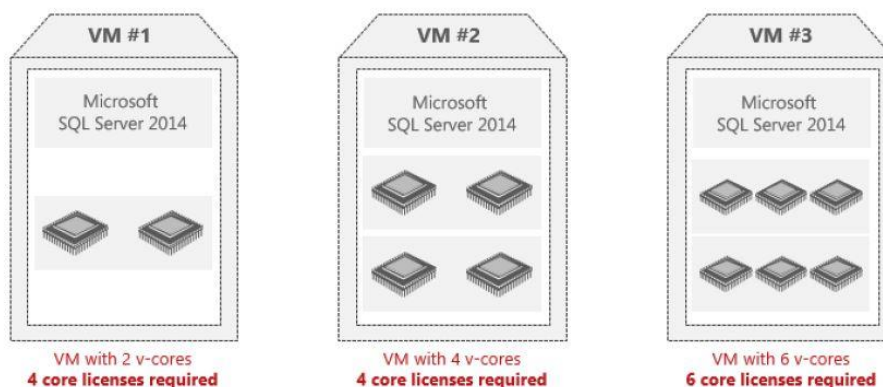
Figure 13: Per core—physical cores on a server. The number of licenses required equals the number of physical cores on the server multiplied by the applicable core factor located in the [SQL Server Core Factor Table](#) (PDF, 304 KB) with a minimum requirement of four licenses.

Licensing by individual virtual operating system environment

You can license based on the virtual OSEs within the server in which you run the server software. If you choose this option, for each virtual OSE in which you run the server software, you need a number of licenses equal to the number of virtual cores in the virtual OSE, subject to a minimum requirement of four licenses per virtual OSE. In addition, if any of these virtual cores is at any time mapped to more than one hardware thread, you need a license for each additional hardware thread mapped to that virtual core. Those licenses count toward the minimum requirement of four licenses per virtual OSE.

For each virtual OSE for which you have assigned the required number of licenses, you have the right to run any number of instances of the server software in that virtual OSE.

- 1 License the virtual cores in each virtual machine
- 2 There is a minimum of four core licenses required for each virtual machine



This figure illustrates the licensing requirements for three different virtual machines under the Per Core licensing model

Servers—specialty servers—server license

You must acquire a license for each instance of the server software that you run on a server. You can run that instance in a physical or virtual operating system environment. By exception, some products provide more specific use rights. Examples of specialty servers include Windows Server 2012 R2 Essentials Web Server 2008 R2 and Microsoft Dynamics CRM Workgroup Server 2013.

Guide to Microsoft Volume Licensing

Find the most current Product Terms document on the Volume Licensing website at www.microsoft.com/licensing/products/products.aspx.

Resources and tools

Microsoft provides a number of tools and resources to help you keep up-to-date on product licensing. The [Microsoft Licensing website](#) has licensing terms, conditions, and supplemental information relevant to using products licensed through Microsoft Volume Licensing programs. The following information is available from the site:

- ▶ **Microsoft Online Services Terms.** Published every month, this document provides the Service Terms for Online Services available through Microsoft Volume Licensing Programs.
- ▶ **Microsoft Product List.** This is a predecessor document to the Product Terms that provided information about Microsoft software and online services products available through Microsoft Volume Licensing programs. [Access archived versions of the Product List.](#)
- ▶ **Microsoft Product Terms.** Published every month, this document provides the most current information about Microsoft software and online services products available through Microsoft Volume Licensing programs as well as information about the use rights for software products currently offered under those programs. The Service Terms for online services products are addressed in the Online Services Terms.
- ▶ **Microsoft Product Use Rights (PUR).** This is a predecessor document to the Product Terms that provided information about the use rights for software products offered under Microsoft Volume Licensing programs. [Access archived versions of the PUR.](#)
- ▶ **Microsoft Services Provider Use Rights (SPUR).** The SPUR details how the products licensed through the Microsoft Services Provider License Agreement (SPLA) may be used.
- ▶ **Volume Licensing support documents.** Support documents offer additional information, such as government qualifiers, qualified educational user definitions, language options, and currency tables.
- ▶ **Microsoft Technical Limitations.** This documentation summarizes technical limitations included in some Microsoft products, such as how many processors can use a specific server product at one time.
- ▶ **Worldwide contact information:** This site provides contact information to help you get answers to product licensing questions.

In addition, Microsoft Volume Licensing briefs provide information on specific licensing topics, such as Multi-Lingual User Interface (MUI) Language Packs for Windows, Downgrade Rights Chart, and Work at Home Licenses.

New topics are added regularly, and each document is available for download. You can find the licensing briefs on the Volume Licensing website at www.microsoft.com/licensing/about-licensing/volume-licensing-briefs.aspx.

Managing your licenses

Microsoft provides a variety of online reporting services and tools that help you track and manage your Microsoft software assets.

On premises

Microsoft Volume Licensing Service Center

The Microsoft Volume Licensing Service Center (VLSC) provides a convenient and secure online solution for Volume Licensing customers to manage licensing agreements, enrollments, and purchases easily. With this online tool, you can manage your licenses for Open License, Open Value, Select License, Select Plus,* and Enterprise Agreements. From the VLSC, you can do the following:

- ▶ Calculate current Microsoft License Statements to view an easy-to-understand, comprehensive license summary across programs and agreements.

Guide to Microsoft Volume Licensing

- ▶ View license purchases and licenses purchased to date, including expired agreements.
- ▶ View and request Microsoft Volume Licensing Keys (VLKs) and download licensed products based on your Volume Licensing entitlements.
- ▶ Activate and use Microsoft Software Assurance benefits.
- ▶ Manage access rights for internal staff and Software Assurance administrators.

*Effective July 1, 2016, in markets where the MPSA is available, Microsoft will stop accepting new orders and Software Assurance renewals through existing commercial Select Plus agreements at your next agreement anniversary date. This retirement does not apply to government and academic Select Plus agreements. More information is at www.microsoft.com/selectfaq.

When you enter into your Microsoft Volume Licensing agreement, the contact person you designate receives an invitation and directions for accessing the online tool. A valid email address is required when you sign the agreement to validate your VLSC account on first logon.

You can find the Microsoft Volume Licensing Service Center online at www.microsoft.com/licensing/servicecenter.

Note: If you have acquired licenses and services through the Microsoft Products and Services Agreement, you can manage these through the Microsoft Volume Licensing Center (MVLC), not the VLSC. The MVLC is available online at <https://licensing.microsoft.com/customer>.

How to find fulfillment information

Stay informed about the latest product availability, product updates, and access to prior versions, and get other news from Microsoft related to your licensed products, by visiting the Microsoft Volume Licensing fulfillment information site at www.microsoft.com/licensing/existing-customers/fulfillment.aspx.

Software Asset Management

A Software Asset Management plan can help your organization get control of spending, save money, and stay ahead of the competition.

Learn more at the Microsoft Software Asset Management website at www.microsoft.com/resources/sam/default.mspix.

Product activation: Volume Activation

To try to reduce software piracy and to make sure that all Microsoft customers receive the product quality that they expect, Microsoft includes product activation technology in several Microsoft licensed products that are sold through original equipment manufacturers (OEMs), retail, and Volume Licensing channels. To license the Windows operating system, Volume Licensing customers must use a type of activation called Volume Activation. These keys bypass product activation.

You can find more details at the Volume Licensing website at www.microsoft.com/licensing/existing-customers/product-activation.aspx.

Cloud services

Activation of online services through Volume Licensing

A key difference between online services and on-premises Microsoft products is that online services reside remotely with Microsoft as the service provider and must be “activated” before they can be used.

Through the Microsoft Online Subscription Program:

- ▶ You activate through the Microsoft Online Customer Portal.
- ▶ Notification is sent to you confirming that the service is activated.
- ▶ You manage services by using the Microsoft Online Administration Center (MOAC).

Guide to Microsoft Volume Licensing

Through the Microsoft Products and Services Agreement:

- ▶ You order and activate through the Microsoft Volume Licensing Center (MVLC).
- ▶ Notification is sent to you confirming that the service is activated.
- ▶ You manage services by using the MVLC or the Microsoft Online Administration Center (MOAC).

Through an Enterprise Agreement, Enrollment for Education Solutions, or School Enrollment:

- ▶ After the Channel Price Sheet (CPS) is signed, the Microsoft Regional Operations Center (ROC) processes the deal in the same way that on-premises software contracts are handled.
- ▶ After the deal is processed, the Online Customer Portal (OCP) sends an activation email to you.
- ▶ The activation email is sent to your organization's designated online services administrator email address (the same address that is on your enrollment within the Enterprise Agreement).
- ▶ When you are promoting a trial, use this Microsoft account (formerly Windows Live ID) in advance to avoid migration issues (versus customer's personal Microsoft account).
- ▶ You receive the activation email and must activate by using a Microsoft account.
- ▶ Deal processing and generating an activation email should take approximately 48 hours. If you do not receive the activation email, you or your reseller partner should contact the ROC.
- ▶ Your organization can begin using the service at any time after you have activated your service.

Guide to Microsoft Volume Licensing

Chapter 8: Microsoft Software Assurance for Volume Licensing

Microsoft Software Assurance for Volume Licensing helps boost organizational productivity with support available 24 hours a day, seven days a week (24×7), deployment planning services, user and technical training, and the latest Microsoft software releases and unique technologies, all in one cost-effective program.

With Software Assurance, you get access to the latest software updates and other important resources and tools, such as the following:

- ▶ New product versions that help lower the costs of software acquisition by giving you discounts on upgrades and simplifying software licensing, budgeting, and administration.
- ▶ Deployment planning that gives you on-site, expert guidance and tools so that you can efficiently deploy and implement new software.
- ▶ Comprehensive training options to help reduce the costs of training IT staff or users while helping them become more efficient with Microsoft products.
- ▶ Support benefits to help maximize uptime through 24×7 phone and web support, plus access to the TechNet community of experts.
- ▶ Access to exclusive products, such as Microsoft Desktop Optimization Pack, to help you efficiently manage PCs while also helping reduce security risks.

Software Assurance benefit eligibility

Eligibility for individual Software Assurance benefits may vary depending on your Volume Licensing agreement type and/or geography. The benefits are designed to support, and are based on, your organization's on-premises software license purchases.

For benefit eligibility information for commercial and government organizations, visit the Software Assurance website at www.microsoft.com/licensing/software-assurance/default.aspx.

Guide to Microsoft Volume Licensing

Available benefits

New products

- ▶ **New Product Versions** provides new software version releases so you have access to the latest technology.
- ▶ **Step-up Licensing** enables you to migrate your software from a lower-level edition to a higher-level edition, such as Office Standard to Office Professional Plus, at a low cost.
- ▶ **Microsoft Desktop Optimization Pack (MDOP)** is an optional subscription add-on that enables you to virtualize the operating system, applications, and the user experience; manage Windows features; and restore user productivity after a system issue.

Deployment

- ▶ **Planning Services** give you in-depth planning assistance from qualified Microsoft partners or Microsoft Services to help you plan on-premises, cloud-based, or hybrid software deployments.
- ▶ **License Mobility** enables you to deploy certain server application licenses purchased under your Volume Licensing agreement in an Authorized Mobility Partner's data center.
- ▶ **Windows Virtual Desktop Access (VDA) Rights** allow you to access virtual desktop environments from PCs covered by Software Assurance and allow the users of these PCs to access their virtual desktops remotely from third-party devices such as personal PCs and hotel kiosks.
- ▶ **Windows To Go Use Rights** is a fully manageable corporate desktop running Windows 8.1 Enterprise edition on a bootable USB stick. This use right allows Windows To Go to be run on any licensed devices or by any licensed user.
- ▶ **Roaming Use Rights for Windows** allow the primary user any licensed device to access a virtual instance of Windows running in the datacenter (VDI) or Windows To Go from non-corporate devices such as personally owned or hotel business center PCs while away from the office.
- ▶ **Roaming Use Rights for Office, Project, and Visio** enable you to remotely access software on your virtual desktops from third-party devices such as home PCs and Internet kiosks.
- ▶ **Windows RT Companion VDA Rights** provide the primary user of a licensed device with rights to access a corporate desktop through a VDI from a corporate-owned companion Windows 8.1 RT or Windows RT device with no additional Windows license required.
- ▶ **Windows Thin PC** is a smaller footprint version of Windows 7 that enables you to repurpose existing PCs as thin clients, thereby reducing the need for new thin client hardware. This benefit applies only to devices licensed with Software Assurance for Windows.
- ▶ **Office Multi-Language Pack** enables IT to deploy a single Office image with support for 37 languages.

Tip...

Planning Services are typically used during the planning stages of a deployment or implementation project. They can be used at any time to help you identify, unlock, and capture greater business value from your existing Microsoft investments.

Training

- ▶ **Training Vouchers** give you access to instructor-led technical training provided by Microsoft Certified Partners for Learning Solutions (CPLS). Using official Microsoft Learning courseware, this training can help IT professionals and developers sharpen their technical skills and prepare for deploying new software.
- ▶ **E-Learning** offers self-paced, interactive training for users and IT professionals. Delivered over the Internet or an intranet, these courses can help lower your overall training costs and help employees become more efficient with Microsoft products.

Guide to Microsoft Volume Licensing

- ▶ **Extended Hotfix Support** waives the annual fees and required sign-up periods associated with Extended Hotfix Support Account (EHSA).

Support

- ▶ **24x7 Problem Resolution Support** provides around-the-clock phone and web incident support for Microsoft server and desktop products.
- ▶ **System Center Advisor** helps organizations assess their server configurations to proactively avoid problems, reduce downtime, and improve performance.
- ▶ **Extended Hotfix Support** provides specific product fixes on a per customer incident basis, beyond the standard product support.

Specialized benefits

- ▶ **Backups for Disaster Recovery** provides licensing for servers used as backups to help you improve system availability and protect mission-critical solutions from outages caused by production server downtime resulting from a disaster.
- ▶ **Passive Secondary Instance for SQL Server** permits you to run a passive secondary instance if you have paid editions of SQL Server with Software Assurance.
- ▶ **System Center Global Service Monitor** is a cloud service that extends the application monitoring capabilities in System Center 2012 beyond your organization's own network boundaries.
- ▶ **Enterprise Source Licensing Program** offers you access to Windows source code for internal development and support if you have 1,500 or more desktop PCs.
- ▶ **Spread Payments** enables you to spread payments for Volume Licensing and Software Assurance across three annual sums, helping you reduce your initial costs and simplify budget requirements without interest or other costs.

Note: Benefits are subject to change. To verify current benefits, refer to the Microsoft Volume Product Terms at www.microsoft.com/licensing/products/products.aspx.

Acquiring Software Assurance

Regardless of whether you choose to add Software Assurance to your Volume Licensing purchase or it is included with your Volume Licensing program, you can begin using your benefits immediately and throughout the term of your license agreement. The following sections offer additional guidance for our more popular Volume Licensing programs.

Microsoft Open Programs and Software Assurance

If you choose to purchase Software Assurance, we recommend purchasing an Open Value Agreement instead of an Open License Agreement because Open Value comes with Software Assurance.

Microsoft Select Plus and Software Assurance

Microsoft Select Plus is being retired. New Select Plus commercial agreements will no longer be sold starting July 1, 2015. The Microsoft Products and Services Agreement offers online services and software purchasing through a simpler and more flexible agreement compared to Select Plus and will be available worldwide in 2015.⁴ If you have a commercial Select Plus agreement you can move to a Microsoft Products and Services Agreement. Learn more at www.microsoft.com/licensing/licensing-options/select.aspx.

⁴ Planned availability of the Microsoft Products and Services Agreement worldwide throughout 2015 is subject to change.

Guide to Microsoft Volume Licensing

This does not apply to Select Plus agreements for government and academic customers.

With Select Plus, you can choose to include Software Assurance with your software purchases. And with Select Plus, we have eliminated proration based on purchase timing. Software Assurance is automatically prorated to your third affiliate account anniversary, eliminating the need to track multiple Software Assurance coverage expiration dates. To extend existing Software Assurance, you simply place a renewal order within 30 days of the expiring Software Assurance term.

Because Select Plus is an ongoing agreement that does not expire, Software Assurance can be renewed through the existing agreement. When renewing multiple Software Assurance agreements that were purchased through Select Plus at different times, the coverage period is adjusted to a common date, and the prices are prorated to reflect the coverage period, to simplify renewals and facilitate annual budgeting cycles.

Microsoft Products and Services Agreement and Software Assurance

With the Microsoft Products and Services Agreement (MPSA), you can choose to include Software Assurance with your software purchases. Software Assurance is automatically prorated to your third affiliate account anniversary, eliminating the need to track multiple Software Assurance coverage expiration dates. To extend existing Software Assurance, you simply place a renewal order within 30 days of the expiring Software Assurance term.

The MPSA gives you tools to help you manage Software Assurance and clearly see which benefits your organization has. Consolidated views show how Software Assurance benefits align to the licenses that you've purchased. Simplified calculation processes for key benefits make it easy to understand how they're earned. And easy-to-use self-service tools provide straightforward ways to immediately allocate your benefits, track benefit usage, and efficiently manage benefits.

The Microsoft Volume Licensing Center (MVLC) is your destination for managing your Software Assurance benefits. Your Software Assurance benefits are ready to view and use after you sign in to the MVLC. When you are signed in, you'll find clear and simple instructions to help you get started with each benefit, links to more detailed information about each one, and sample communications to send to your users.

Microsoft Enterprise Agreement and Software Assurance

The Enterprise Agreement includes Microsoft Software Assurance for Volume Licensing, a comprehensive offering that helps you extend the value of your software investment. More than just maintenance, Software Assurance is a complete solution that delivers both software and services to bring more value to your business. Software Assurance combines a broad range of benefits into one program to help organizations deploy, manage, and migrate software.

Taking the next step

Learn more about Software Assurance on the Software Assurance website at www.microsoft.com/sa. Your preferred Microsoft Volume Licensing reseller can help you acquire Software Assurance, which you can order through any Microsoft Volume Licensing program.

Guide to Microsoft Volume Licensing

Use the following contact information to find a Microsoft Volume Licensing reseller:

- ▶ In the United States, call (800) 426-9400 or visit <http://pinpoint.microsoft.com/>.
- ▶ In Canada, call the Microsoft Resource Centre at (877) 568-2495.
- ▶ Outside the United States or Canada, contact your local Microsoft subsidiary. To locate your local subsidiary, visit www.microsoft.com/worldwide.

© July 2015 Microsoft Corporation. All rights reserved.

This document is for informational purposes only. MICROSOFT MAKES NO WARRANTIES, EXPRESS OR IMPLIED, IN THIS DOCUMENT. This information is provided to help guide your authorized use of products you license; it is not your agreement. Your use of products licensed under your volume license agreement is governed by the terms and conditions of that agreement. In the case of any conflict between this information and your agreement, the terms and conditions of your agreement control. Prices for licenses acquired through Microsoft Resellers are determined by the reseller.